



USB TO 2.5 GIGABIT ETHERNET ADAPTER



NT-S25G / USER MANUAL



System Requirements:

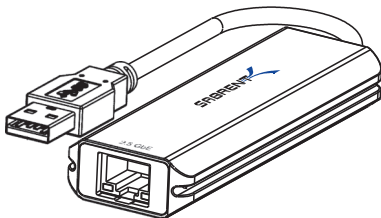
- Windows XP or higher.
- Mac OS 10.4 or higher.
- Linux 2.4 or higher.

Features:

- Convert any USB Type-A or Type-C port into a standard RJ45 2.5 Gigabit Ethernet port.
- Rugged aluminum construction for durability and maximum heat dissipation.
- Up to 2.5 Gigabits per second for up to (at least) 100 meters of CAT5e cable.
- LED indicators for connection and speed status.
- Bus-powered, eliminates the need for external power adapter.
- Fully compliant with the IEEE Standard 802.3bz (2.5GBASE-T).
- Backward compatible with slower Ethernet connections and devices.

NOTE: It is recommended to use (at least) a USB 3.0 port for maximum performance.

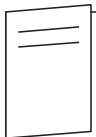
PACKAGE CONTENTS



1



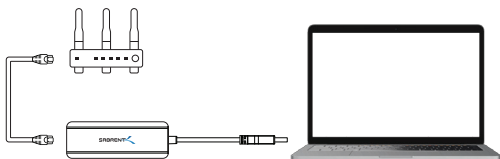
2



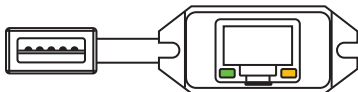
3

1. USB to 2.5Gbit Ethernet adapter with built-in cable.
2. USB Type-A to Type-C adapter.
3. User guide.

CONNECTION DIAGRAM



LEDS REFERENCE

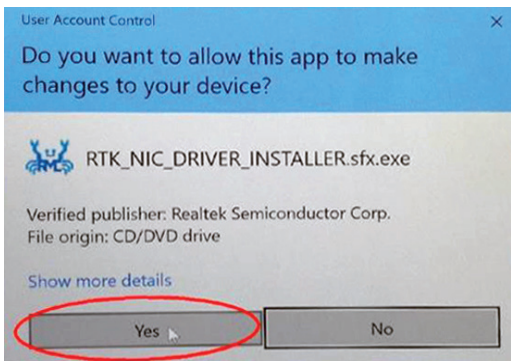


#	Color	Function	Description
●	Green	Data transfer / Network Connection	Blinking: Transferring at 10/100/1000 speeds. Solid: Working as intended.
●	Orange	Data transfer / Network Connection	Blinking: Transferring at 2.5 Gigabit speeds. Solid: Working as intended.

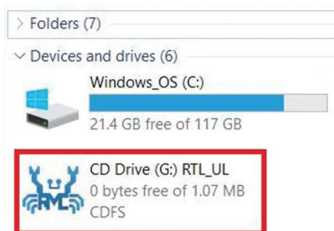
WINDOWS INSTALLATION

This Sabrent adapter contains a read-only memory chip that holds a copy of the Windows' drivers necessary to install and use your device.

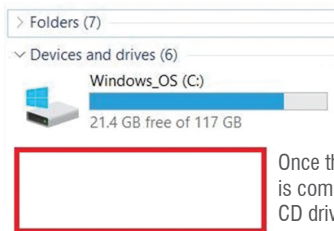
If your Windows is set to accept the "AutoPlay"* function's commands, after connecting your Sabrent device to your PC, the following window will appear to ask for your confirmation before proceeding to install the drivers.



If your Windows is configured to ignore “AutoPlay”* commands, you will find that a virtual CD drive has been temporarily added to your computer’s list of drives.



Double-click on the virtual CD drive to start the driver’s installation process and click YES to accept.



Once the installation process is complete, the virtual CD drive will disappear.

*Autoplay is a function in Windows that will allow music files, pictures, video files, mixed content CDs, music CDs, DVD movies or HD DVD movies to automatically play when the disk, flash drive or other removable media is inserted into your computer. This function can be controlled by media type and drive.



WWW.SABRENT.COM