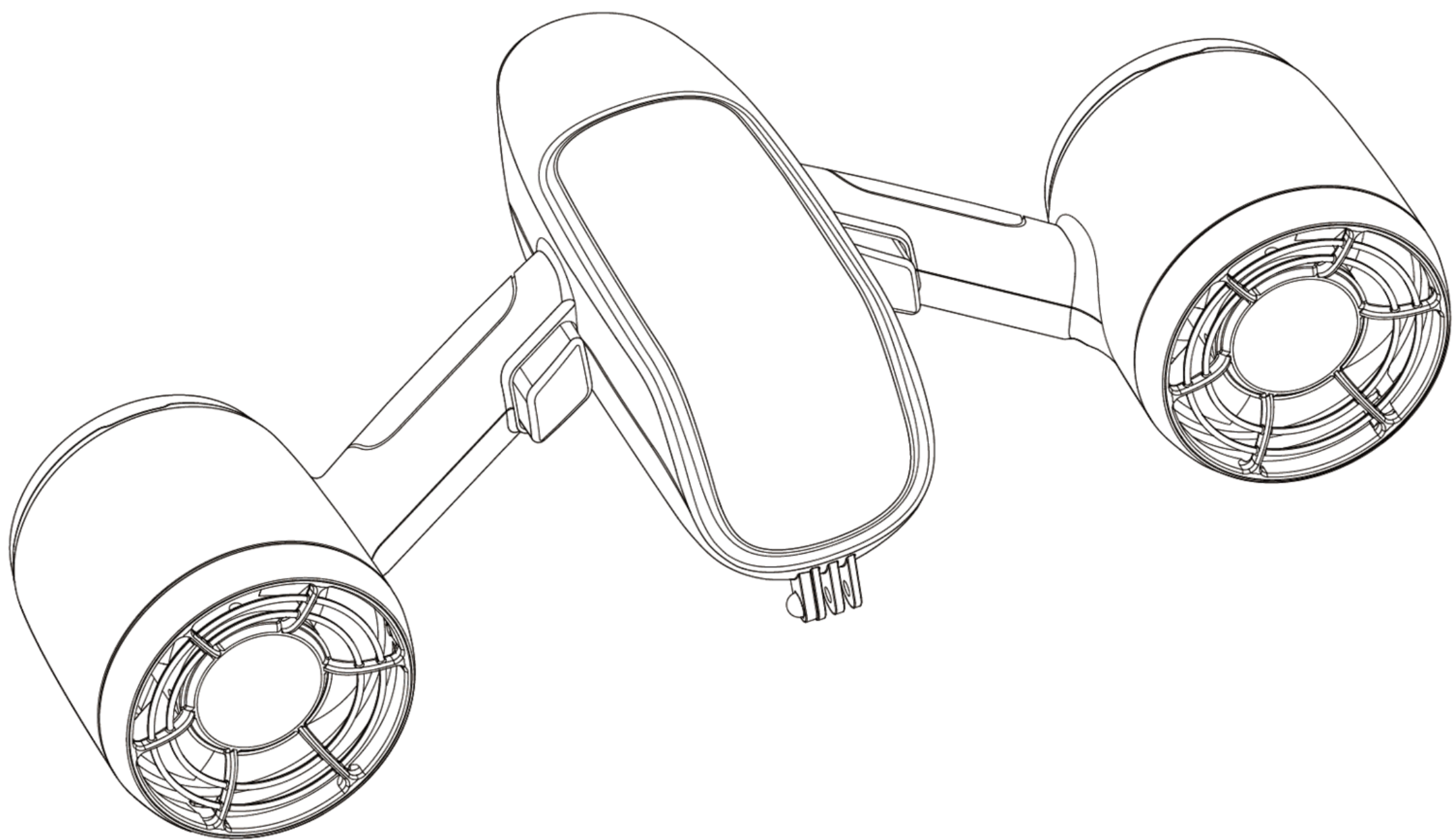


SUBBLUE



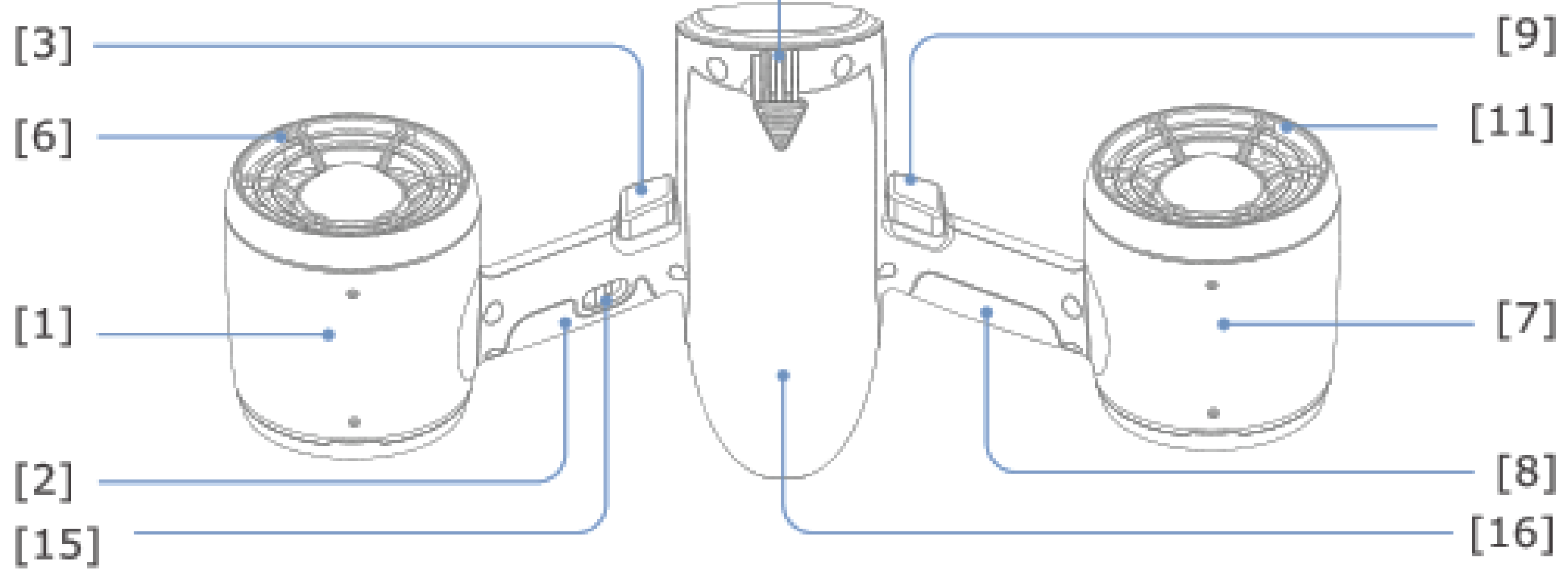
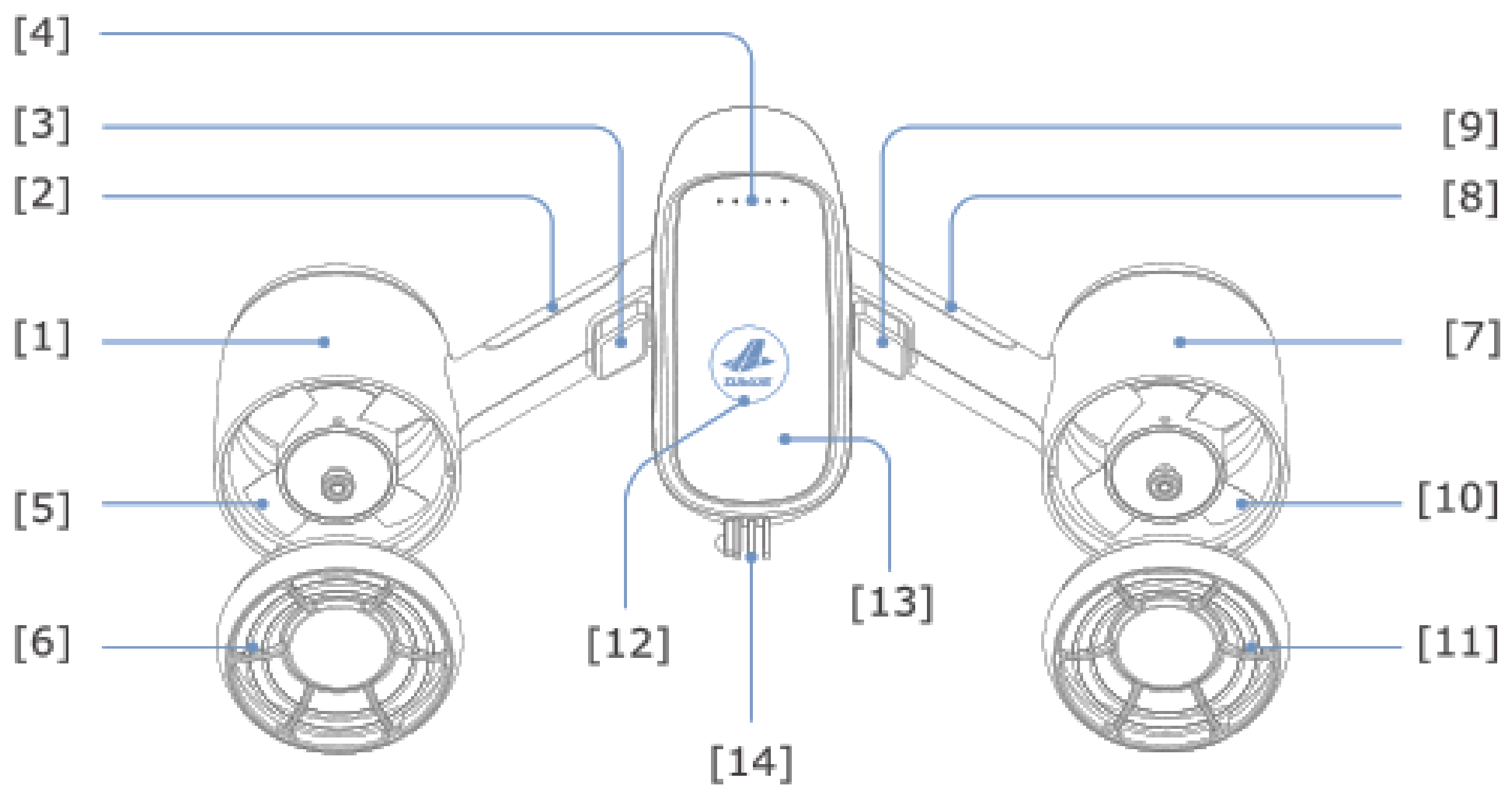
WHITE SHARK™ MIX «

UNDERWATER SCOOTER

用户手册
User Manual



V1.0





简体中文
English

01
17



目录

目录.....1

概述.....2

产品技术参数.....4

白鲨 MIX 部件介绍.....6

使用操作说明.....7

一般故障与排除方法.....8

安全注意事项.....9

声明.....12

保养说明.....14

物品清单.....15

公司介绍.....16

保修卡

概述

白鲨 MIX 是深之蓝在全球范围内领先推出的一款搭载双螺旋桨、体积小巧的水下助力产品。白鲨 MIX 小巧的机身蕴藏卓越的技能，左右均衡搭载自主研发的双螺旋桨推进系统，螺旋桨的推力达到 4kgf，小身材与高推力完美融合，可以使您在水中轻松媲美游泳运动员。即使您是游泳新手，白鲨 MIX 也可使您成为水中明星，尽享闪耀游泳赛场的荣耀。

白鲨 MIX 的主要特点

1. 1 分钟轻松上手极简化人性设计。

为了让第一次接触白鲨 MIX 的人也能轻松使用，我们用心考虑了用户使用时的每一处细节感受。极简均衡设计，操作上仅保留左右握手处的磁性开关，毫无学习成本，你尽可以拿起来，尽情享受在水中游曳自如的快感。

2. 不仅仅只是帮你提高速度。

在极简炫酷充满未来感的 MIX 机身上，我们专门设计了能挂载 Gopro 相机的通用接口。帮你在水中畅游自如的同时，还以第一视角帮你记录水中的一切。

*Gopro 相机需自行购买。

3. 追求好玩易用，不忘安全无忧。

左右螺旋桨均衡设计，除了在视角上和谐优雅之外，在实际使用中也更平稳易操控。针对螺旋桨设计有安全防护网，防止误伤手指。我们还充分模拟了水中各种使用场景，通过创新巧妙的结构设计，使 MIX 在淡水中就能处于零浮力状态，即使你在水中放手，MIX 也不会沉入水底。

*MIX 实现零浮力状态，需要安装浮力舱。

产品技术参数

技术参数

整机规格	
尺寸	长 462.3mm x 宽 228.4mm x 高 149.6mm
重量	2850g(含电池)
功率	520W
速度	3 节（1.5m/s）*
工作深度	40m（极限深度）*
续航时间	40 分钟（正常使用）*
指示灯	满足工作状态和充电指示
外挂支持	支持挂载 Gopro*或其他运动相机；支持挂载浮力舱。

动力系统	
单推进器推力	4kgf
单推进器最大功率	260W

充电适配器	
电压	11.1V
额定功率	100W

电池	
容量	11000mAh
电压	11.1V
能量	121WH
充电环境温度	0~40℃
最大充电功率	100W
充电时长	≤3 小时
重量	820g

- *注：
- 1. 使用人和环境不同时，速度会有差异；
 - 2. 40 分钟为实验数值，是普通人在水下正常使用情况下的平均数值；
 - 3. 为取得更长时间的续航，建议用户备用两块以上专用电池；
 - 4. 均需另行购买。

白鲨 MIX 部件介绍

白鲨 MIX 部件名称

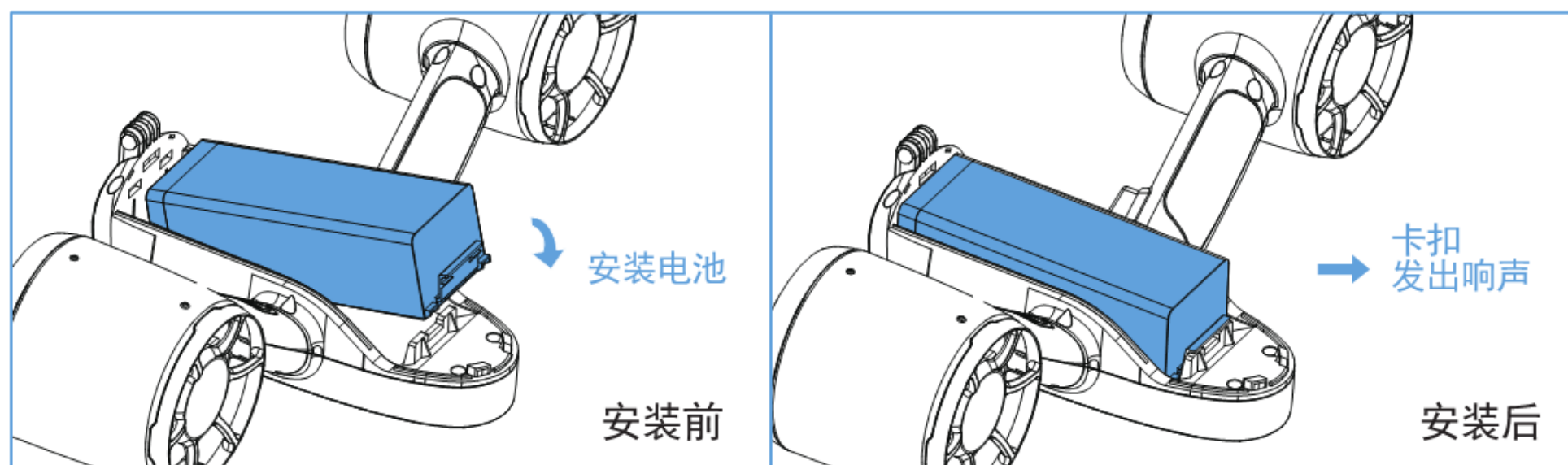
(请参见第三页白鲨 MIX 部件图)

- | | |
|------------|--------------------------------|
| [1] 推进器 1 | [10] 螺旋桨 2 |
| [2] 把手 1 | [11] 防护网 2 |
| [3] 启动按钮 1 | [12] logo 指示灯 |
| [4] 电量指示灯 | [13] 控制舱 |
| [5] 螺旋桨 1 | [14] 浮力舱/
GoPro (需自行购买) 悬挂处 |
| [6] 防护网 1 | [15] 安全锁 |
| [7] 推进器 2 | [16] 后盖 |
| [8] 把手 2 | |
| [9] 启动按钮 2 | |

使用操作说明

使用前准备

1. 在使用本产品前，应先用专用充电器充满电池电量。当 5 个电量指示灯全部亮灯时，表明电池充满电量；
2. 当电池用正确的方法安装紧固时，会听见卡扣响声，请确认电池安装紧固；
(如下图所示)




3. 查看产品外观是否有外壳损坏等情况，如有损坏请勿下水使用；
4. 在空气中按下两个启动按钮，试运行产品（不超过 1 分钟），查看推进器是否正常运转，无卡顿、无杂音；查看电源指示灯及 logo 指示灯是否正常亮灯；
5. 为防止产品丢失，在深潜时可以使用防丢绳，但需要注意周边环境，防止缠绕；
6. 以上检查完毕即可开始投入使用。如有问题，请暂停使用。

一般故障与排除方法

1. 如遇螺旋桨转动出现卡顿或其他异常，应在给产品断电后，先取下对应推进器的上盖，拔出螺旋桨，检查上下两个轴承及螺旋桨是否堵塞或有异物缠绕，清理轴承或者螺旋桨上附着的异物后，如果无异常即可使用；如仍旧出现异常情况，请与本公司售后联系。
2. 如遇意外情况导致电池出现破损、起鼓、异常发热等特殊情况，切勿继续使用，请购买专用电池更换。








安全注意事项

符号说明

-  注意！（有可能影响人生安全和产品正常使用的提示）
- * 注解。详细的解释、说明。

保障安全的提示

以下记载事项极其重要，请务必遵守！

-  在使用本产品之前，请充分了解将要进入的水域， 用户应确保在合适的水域内进行游泳、潜水活动，且水域管理方同意在该区域内使用本产品。
-  不会游泳的用户应在浅水区域使用本产品，并确认已经配备其他救生设备，或有游泳/救生教练在场。
-  本产品为娱乐设备，不能作为救生设备使用。
-  十四周岁以下的未成年人不应使用本产品。已满十四周岁不满十八周岁的未成年人，应在监护人的陪伴下使用本产品。
-  为防止可能发生的危险，老年人、孕妇及不适宜游泳/浮潜的人群，不应使用本产品。
-  在使用本产品前及使用本产品时，不要饮酒或服用药物。
-  在使用本产品时应戴上泳帽，并应特别注意身边任何留长发的人，避免将他人的头发或衣物绞入螺旋桨中。

- ⚠ 任何时候均不可将手指或人体的其他部分伸入螺旋桨中，也不可将任何异物塞入螺旋桨中。
- ⚠ 尽量在空旷的地方使用本产品，并注意不要让水中的衣物、藻类、绳索、防鲨网、贝壳、砂子或其他杂物绞入螺旋桨，以免发生危险。
- ⚠ 使用本产品时，请不要将眼睛及面部正对推进器后方。
- ⚠ 请在入水时站稳后再使用本产品，防止跌倒。
- ⚠ 在水中应抓紧产品把手，避免发生危险。
- ⚠ 在水中使用时，应随时注意观察周边环境，避免发生碰撞。
- ⚠ 在使用本产品前，请检查电池电量。在水中使用时，请随时注意观察电量，确保在[电量耗尽]前返回陆地。
- ⚠ 产品内带电池，请轻拿轻放，切勿强烈震动、磕碰、撞击。
- ⚠ 请使用本机自带的适配器进行充电，禁止使用其他型号的适配器给产品充电。
非厂家售后服务人员切勿擅自进行修理，修理不正确会导致产品漏水、损坏、火灾或触电。
- ⚠ 不要在水中更换电池，一定要在干燥的环境下更换电池，并保证设备及双手干燥。
- ⚠ 切勿用湿手插拔电池，否则会有漏电危险。
- ⚠ 在使用本产品前，应充分检查产品，确认电池无破损、电量充足，确认双螺旋桨及推进器运转正常。

- ⚠ 为保护电机寿命，请勿在非水下环境中持续启动超过一分钟。若有异常状态（如烧焦味等）应立即松开按键开关使机器停止运转，并立即断开电源。
- ⚠ 不要在沙滩上直接试用本产品，避免砂子、贝壳或其他杂物被带入螺旋桨中。
- ⚠ 产品表面不可与汽油、橡胶水等挥发性物质或酸性物质接触，不可与尖锐物品接触。
- ⚠ 产品上方不可以放置重物。
- ⚠ 不可将电池投入火中。

声明

感谢您

选择使用深之蓝(天津)水下智能科技有限公司为您精心设计制造的水下助力产品
"白鲨 MIX"。

"白鲨 MIX"系列采用深之蓝的专利推进器作为水下助推器的动力部件，具有体积
小巧、动力强劲、重量轻、水下噪音低等优点。

白鲨 MIX 是一款全新的便携式潜水助力产品，具有外观小巧、操作简单、外形炫酷、动力强劲等特点。本产品可应用于游泳池、湖泊、浅海等环境，满足消费者浮潜、潜水等实际应用需求。产品符合人体工程学的设计，强劲的动力可以带给您无与伦比的水下体验。

*在游泳池、湖泊和浅海等环境下使用本品前，应确保处于允许游泳、浮潜的水域内，且管理方同意使用本产品。

自您购买本产品之日起，“深之蓝”售后服务将密切陪伴着您，使用中无论遇到什么问题，我们将竭尽全力为您服务。

提醒您

- 1、使用前请您仔细阅读本用户手册，因为它将帮助您掌握这款高科技产品的操作方法和性能特点。
- 2、为了最大程度掌握本设备的所有功能，我们建议您在操作前全面阅读本手册，并请您妥善保管本手册以备随时查阅。

保养说明

1. 每一次使用本产品后应彻底清洁产品。应将产品外表冲洗干净（不可卸下电池）并擦干，清除螺旋桨和电机轴上附着的杂物之后，将产品放置于阴凉通风处。
2. 长时间不使用本产品时，应将电池取下，并将产品放置于阴凉通风处。
3. 产品长期放置后再次使用前，需确保将电池电量充满（电池充电及确认方法详见“操作使用说明”）后再在投入使用。

物品清单

深之蓝为白鲨 MIX 用户提供以下标准配置：

- ◆ 一台白鲨 MIX
- ◆ 一块电池
- ◆ 一个专用充电座
- ◆ 一个电源适配器
- ◆ 一根防丢绳
- ◆ 一个便携袋
- ◆ 一本用户手册（包含保修卡）
- ◆ 一张合格证
- ◆ 一个浮力舱

深之蓝（天津）水下智能科技有限公司

深之蓝（天津）水下智能科技有限公司是一家专业从事水下监测机器人研发的高科技企业。

公司围绕海洋资源探测和海洋环境监测两大主题，面向社会提供自主水下航行器（AUV）、水下滑翔机（Underwater Glider）、缆控水下机器人（ROV）等小型水下运动载体的相关技术解决方案和产品。

我们拥有实力雄厚的科研开发团队，目前已经在本领域诸多关键技术方向实现突破，掌握了水下机器人的核心技术知识产权与相关专利，自主研发并销售与机器人动力系统、控制系统、通讯系统、导航系统和测量系统等相关的软硬件产品。

我们将秉持着正直，梦想，品质，执着的公司理念，竭诚为您提供专业高效的服务。

传真：022-59860759

电话 Tel：022-59860761/59860762

邮箱 Email：info@deepinfar.com

公司地址：天津市滨海新区开发区睦宁路 45 号津滨发展工业园 7 号楼

www.deepinfar.com

Table of Contents

Table of Contents.....17

Overview.....18

Product Technical Parameters20

WHITE SHARK™ MIX component introduction22

Operation preparation before use.....23

General failure and troubleshooting25

Safety Matters26

Announcement.....30

Maintenance Instruction32

Item Checklist.....33

Company introduction.....34

Warranty Policy

Overview

WHITE SHARK™ MIX is an underwater assistance product carrying double propeller and compact design, firstly launched by SUBLUE in the world. In the compact body is embedded excellent performance equipped with the company's independently developed double propelling system on the right and left. The propelling force of the single spiral propeller reaches 4kgf, presenting a perfect integration of compact body and high propelling power and make you comparable to a swimming professional in the water. Even if you are a beginner in swimming, WHITE SHARK™ MIX can help you become a star in the water to enjoy the honor of shining in the swimming competition area.

Main Features of WHITE SHARK™ MIX

1. One minute hands-on with extreme humanly simplicity design.

To make sure that new user of WHITE SHARK™ MIX can also enjoy it relaxing, we have considered each and every detailed feeling of the users during use. The extremely simple balanced design of only the magnetic switches at the hand places both right and left are designed which takes no studying trouble. You can easily take it and enjoy the pleasure of swimming freely in the water.

2. Not only help you move faster.

On the extremely simple and cool MIX body full of future sense, we have specially designed a general port for hanging GoPpro Camera* to help you record everything in the water from the first angle of view while you are freely swimming.

**The Gopro Camera needs to be purchased by yourself.*

3. Pursuit of fun and easy operation as well as safety.

The balanced design of the double-spiral propeller on the right and the left ensures steadiness and easy operation in application besides harmony and elegance to view. Safety nets are designed for the spiral propellers to avoid any wound to the fingers. We also have fully simulated various scenarios in the water and by creative and smart structure designs we make MIX be able to stay in a zero-buoyancy status* in fresh water. Even if you let go of your hands in the water, MIX will not sink to the bottom.

**Buoyancy capsule is additionally required for MIX to realize a zero-buoyancy status.*

Product Technical Parameters

DEVICE SPECIFICATION	
Size	Length 462.3mm x width228.4mm x height149.6mm
Weight	2850g (Battery included)
Power	520W
Speed	3 miles/hour(1.5m/s)*
Working Depth	40m (maximum depth)*
Battery Duration	40 minutes (normal use)*
Indicator Light	Meets the working status and battery charge indication need
External Hanging Support	Gopro* and buoyancy capsule

MOTOR SYSTEM	
Single Thruster Force	4kgf
Single Thruster Maximum Power	260W

POWER ADAPTE	
Voltage	11.1V
Rated Power	100W

BATTERY	
Capacity	11000mAh
Voltage	11.1V
Energy	121WH
Changing Environment Temperature	0~40℃
Maximum Charging Power	100W
Charging Period	≤3 hours
Weight	820g

- *Note:*
- 1. The speed may vary with different people and environment.*
 - 2. 40 minutes is the laboratory value and a mean under the normal conditions of normal people using the product under water.*
 - 3. It is recommended that you prepare two or more spare special batteries for longer battery duration.*
 - 4. Gopro should be purchased by yourself.*

WHITE SHARK™ MIX component introduction

WHITE SHARK™ MIX component names

(Please refer to the WHITE SHARK™ MIX component diagram on Page 3.)

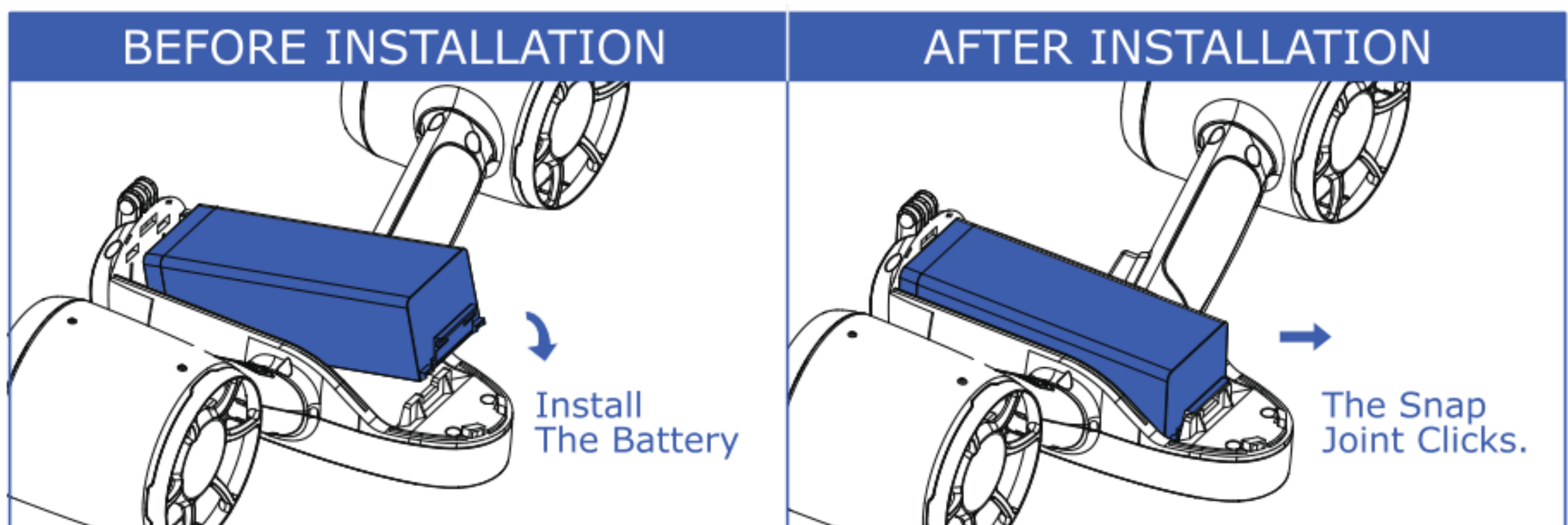
- | | |
|-----------------------|-------------------------------------|
| [1] Propeller 1 | [10] Propeller Blade2 |
| [2] Handle 1 | [11] Protection Net2 |
| [3] Start Button 1 | [12] Logo Indicator |
| [4] Battery Indicator | [13] Control Capsule |
| [5] Propeller Blade 1 | [14] Buoyancy Capsule / |
| [6] Protection Net 1 | Gopro (purchase by yourself) Hanger |
| [7] Propeller 2 | [15] Safety Lock |
| [8] Handle2 | [16] Rear cover |
| [9] Start Button 2 | |

Operation preparation before use

Preparation before use

1. Before using this product, charge the battery till full with the special charger. When the five power indicating lights all turn on, the battery is fully charged.
2. You will hear the clicking of the snap joint when you correctly install and fasten the batteries. Please make sure the battery is firmly installed.

(As shown in the picture below)



3. Check if there is any damage to the exterior shell. If yes, then do not use it [underwater](#).
4. Push down the two start buttons in the air and test-run the product (for no more than 1 minute) to see if the thruster is operating normally and there is no blocking or noise. Check the power indicating light and LOGO indicating light are on normally.

5. To prevent the product from missing, you can use anti lost ropes when diving deep. Pay attention to the surrounding environment to avoid rope entanglement.
6. Use after the above items are all checked. If there is any problems, please don' t use the product.

General failure and troubleshooting

- 1.If the spiral propeller is blocked or others, please remove the upper cover of the thruster after cutting off the power, and pull out the propeller to check if there is any blockage or entanglement in the upper and lower axle bearings and the propeller blades. Remove the adhering foreign matters and continue to use if there is no abnormalities. If it still does not work, then please contact our after sales service.
2. If the battery is damaged or has swollen, or its temperature is abnormally high out of accidental occasions, please do not use any more and purchase a new special battery to replace the old one.

Safety Matters

Signs Description



Warning! (Indicating that this may affect personal safety and normal use Of the product) .

*

Note. Detailed explanation and instruction.

Safety Guarantee Tips

The following tips are extremely important. PLEASE OBEY THE TIPS!



Before using this product, please fully understand the waters you are to enter.

The user shall ensure the swimming and diving activities are conducted in appropriate waters, and the waters management permits use of the product in the area.



Users who cannot swim shall use this product in shallow water and make sure that they are equipped with life-saving equipment, or that a swimming/lifeguard instructor is present.



Users without a diving license shall use this product under the permit and ensure that the trainer is present.




















This product is a recreational device and cannot be used as a life-saving device.







This product should not be used by minors under fourteen years of age.

A person who is over fourteen years of age and under eighteen years of age should use this product accompanied by his guardian.

-  To avoid possible risks, this product should not be used by the elderly, pregnant women and those unfit for swimming/snorkeling.
-  Do not drink or take medicine before or during using this product.
-  During use of this product, the user shall put on a swimming cap, and should pay special attention to anyone with long hair nearby to avoid any human hair or clothing being entangled into the propeller.
-  Do not put your finger or other parts of the human body into the propeller at any time, nor shall any foreign object be inserted into the propeller.
-  Try to use this product in an open space. Please pay attention and don't let the clothes, algae, ropes, shark nets, shells, sand or other sundries into the propeller so as to avoid danger.
-  When using this product, please do not turn your eyes and face right to the rear of the propeller.
-  Please stand firm when entering the water, and then use this product to prevent falling.
-  You should hold the product handle tightly in the water to avoid danger.
-  When using this product in the water, you should always pay attention to the surrounding environment to avoid collisions.

-  Please check the battery power before use. When using this product in the water, please pay attention to the power at any time and make sure you return to land before (the battery runs out).
-  The product contains battery, so please gently take or put it. AVOID any strong vibration, bumping, and striking.
-  Use the equipped adapter of the product to charge, and any other type of adapter is forbidden to charge the product.
-  Non factory after-sales service personnel are not allowed to repair without authorization because incorrect repair will lead to product leakage, damage, fire or electric shock.
-  Do not change batteries in the water. Be sure to change them in a dry environment and make sure the device and your hands are dry.
-  Do not put in or plug the battery with wet hands, or there will be a danger of leakage.
-  Before using this product, fully check the product to make sure the battery is not damaged and the power is sufficient, and ensure of the double propeller and thruster operation are normal.
-  In order to protect the motor life, do not continuously start the product for more than one minute in a non-water environment. If there is an abnormal condition (such as burning smell etc.), immediately release the button to stop the machine operation, and immediately disconnect the power supply.

-  Do not try this product directly on the beach to prevent sand, shellfish, or other debris from being brought into the propeller.
-  The product surface cannot contact volatile substances or acid substances such as gasoline, banana oil, etc., or any sharp objects.
-  Do not place any heavy objects on the product.
-  Do not put the battery into fire.

Announcement

Thank you

For choosing WHITE SHARK™ MIX, an underwater assistance product, specifically designed and manufactured for you by SUBLUE UNDERWATER AI CO,LTD.

WHITE SHARK™ MIX series adopts the patent propeller of SUBLUE for the motor parts and has many advantages such as being small and flexible, with powerful drive, light weight, and low underwater noise.

WHITE SHARK™ MIX is a whole new portable diving assistance product featuring compact design, easy operation, elegant appearance, powerful engine and so on. It is applicable for environments* including swimming pools, lakes, shallow seas, etc. and meets the actual application requirements of customers for snorkeling, diving and others.

** Before using this product in swimming pools, lakes, shallow seas and other environments, please make sure that you are in the allowed waters for swimming and snorkeling, and that the managing party permits use of this product.*

May we remind you that

1. Please read this user manual carefully before using the product because it will help you to master the operation methods and performance features of this high-tech product.
2. To master all the functions of this product as fully as possible, we suggest that you fully read this manual before operation. Please store this manual properly for review any time.

Maintenance Instruction

1. Completely clean the product every time after use. Rinse the product surface clean (do not take the battery) and wipe it dry. Remove the adhering foreign matters on the propeller blades and motor axle and place the product in a cool ventilated place.
2. Take out the battery if you intend to not use the product for a long time and place the product in a cool ventilated place.
3. Before re-using the product after a long time, you need to make sure that the battery power is full (please refer to “Operation Instruction” for the detail of battery charging and confirmation method) and then use it.

Item Checklist

SUBLUE provides users of WHITE SHARK™ MIX with the following standard configuration.

- ◆ One WHITE SHARK™ MIX
- ◆ One piece of battery
- ◆ One special charger
- ◆ One power adapter
- ◆ One anti lost rope
- ◆ One portable bag
- ◆ One user manual ([including a warranty](#))
- ◆ One qualification certificate
- ◆ One buoyancy capsule

SUBLUE UNDERWATER AI CO.LTD

Sublue Underwater AI Co. Ltd is a high-tech company specializing in the research and development of underwater monitoring robot. Surrounding two major themes of ocean resource detection and environment monitoring, the Company provides the society with related technical solutions and products to autonomous underwater vehicle (AUV), underwater glider, remotely operated vehicle (ROV) and other underwater motion carriers. We have a powerful R&D team, and already made some breakthroughs in many key technical directions of the field. We also mastered the core technological intellectual property rights and related patents of underwater robot. We research, develop and sell software and hardware products related to robot motion system, control system, communication system, navigation system, measurement system, and so on. Our company is dedicated to becoming the leading enterprise in underwater robot industry in China to provide core equipment guarantee capability for our national ocean resources exploration and national safety. We will stick to the company's concepts of integrity, dream, quality, and persistence to provide professional and highly efficient services for you wholeheartedly.

Tel: 022-59860761/59860762
Email: info@deepinfar.com

Company Address: Building No. 7, Jinbin Development Industrial Park, www.deepinfar.com
No. 45, Muning Road, Binhai New District, Tianjin City.

Warranty Policy 保修卡



产品保修说明

- ◆ 当本公司产品在使用中出现故障，请尽快和我公司售后服务取得联系、咨询，以免延误您的使用和维修期限。
- ◆ 本产品自客户购买之日起实行整机跟踪服务，保修半年，在保修期内，因设备本身不良引起的故障，本公司负责免费修理。
- ◆ 超过保修年限的，维修时收取维修费。

* 维修费可能包括修理费及元器件费用

- ◆ 售后服务请拨打售后服务热线或登录公司网站进行在线留言：

电话：400-0022-917

网址：www.deepinfar.com

欢迎您对我们的产品质量和售后服务提出宝贵意见。

Warranty Policy
保修卡



此保修卡只适用于中国大陆地区正规渠道销售的深之蓝水下产品。

本保修卡连同有效发票在深之蓝指定维修站，自购买之日起，可获得半年保修服务。

用户姓名：

联系电话：

购买日期：

邮政编码：

联系地址：

经销商：

发票号码：

(经销商盖章)

产品名称



Warranty Policy

Product Warranty Instruction

- ◆ If any failure happens during the use of our company" s product, please contact our after sales service as soon as possible so as not to postpone your use and warranty period.

- ◆ This product offers a whole device follow-up service since the purchase. The warranty period is half a year during which the failures which occur due to the device quality itself will be repaired by the company for free.

- ◆ Repair is chargeable if it happens after the warranty period*。

**The repair fee may include the fees for repair and components.*

- ◆ For after sales service, please dial the after service hotline or visit our website to leave a message online.

Tele: [400-0022-917](tel:400-0022-917) Website: www.deepinfar.com

You are welcome to give your precious feedback on our product and after sales service.

Warranty Policy



This warranty policy is only applicable for the SUBLUE products legal channels in mainland China. You can enjoy half a year warranty service since the purchase at the designated repair sites of SUBLUE with this warranty policy and valid invoice.

User Name:		Contact Number:	
Purchase Date:		Postal Code:	
Communication:			

Dealer:		(Dealer's Seal)
Invoice No:		
Product Name		