
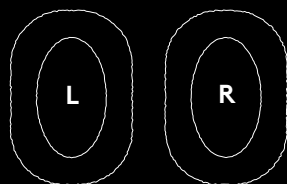
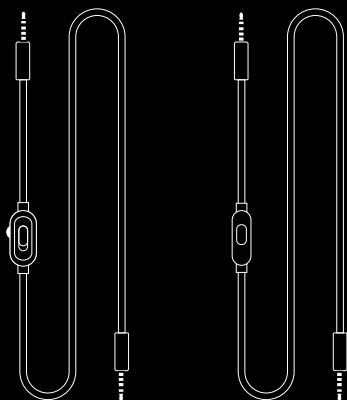


PRO X

SETUP GUIDE | GUIDE D'INSTALLATION



logitech ™

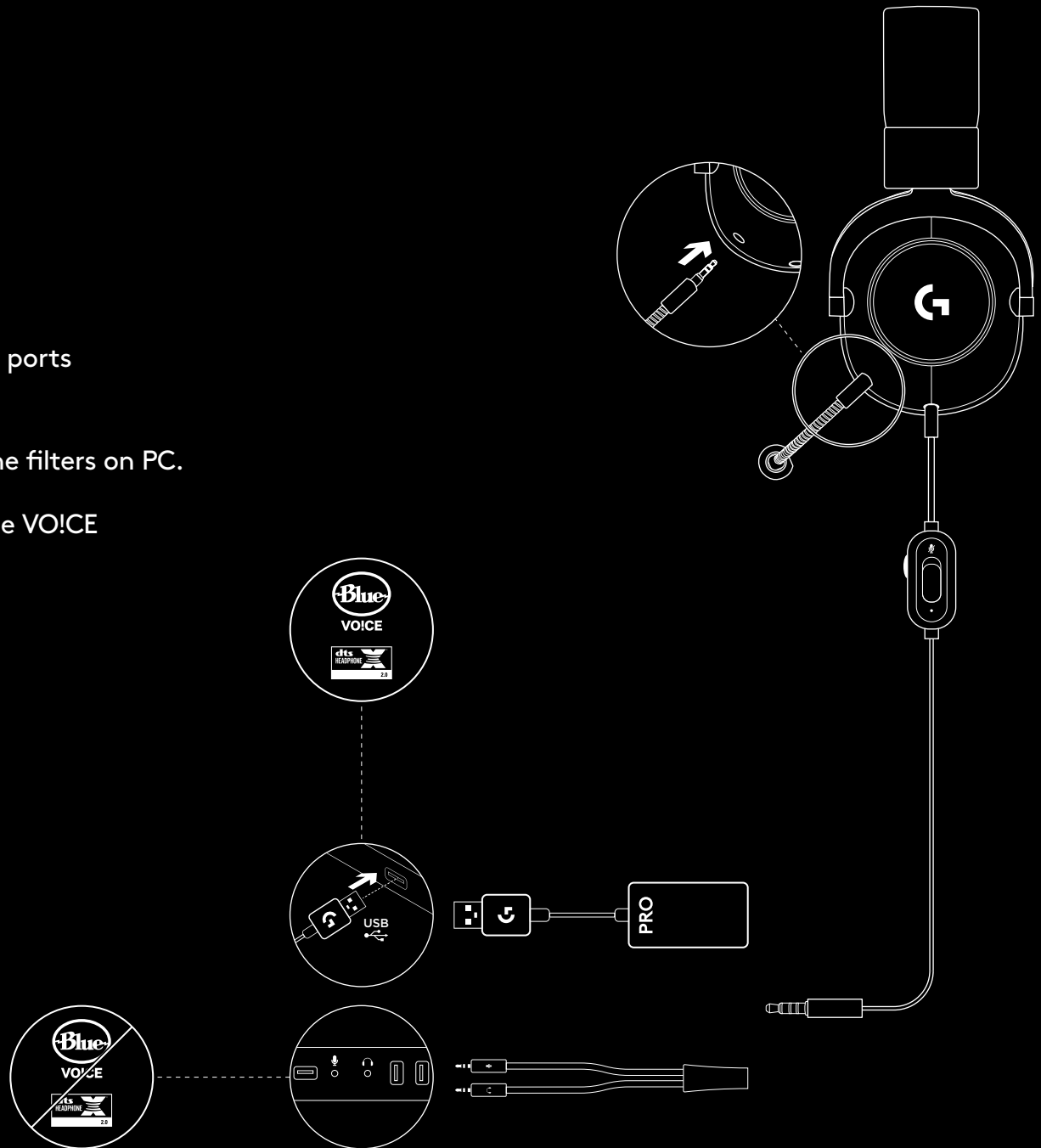


ENGLISH3
FRANÇAIS7
ESPAÑOL	11
PORTUGUÊS	15

PC SETUP

- 1 Plug in microphone
- 2 Plug console/PC cable into headset
- 3 Using USB DAC:
 - 1.Plug console/PC cable into USB DAC
 2. Plug USB DAC into PC¹
- 4 Using PC sound card:
 - 1.Plug console/PC cable into PC splitter
 2. Plug PC splitter into PC's headphone and mic ports

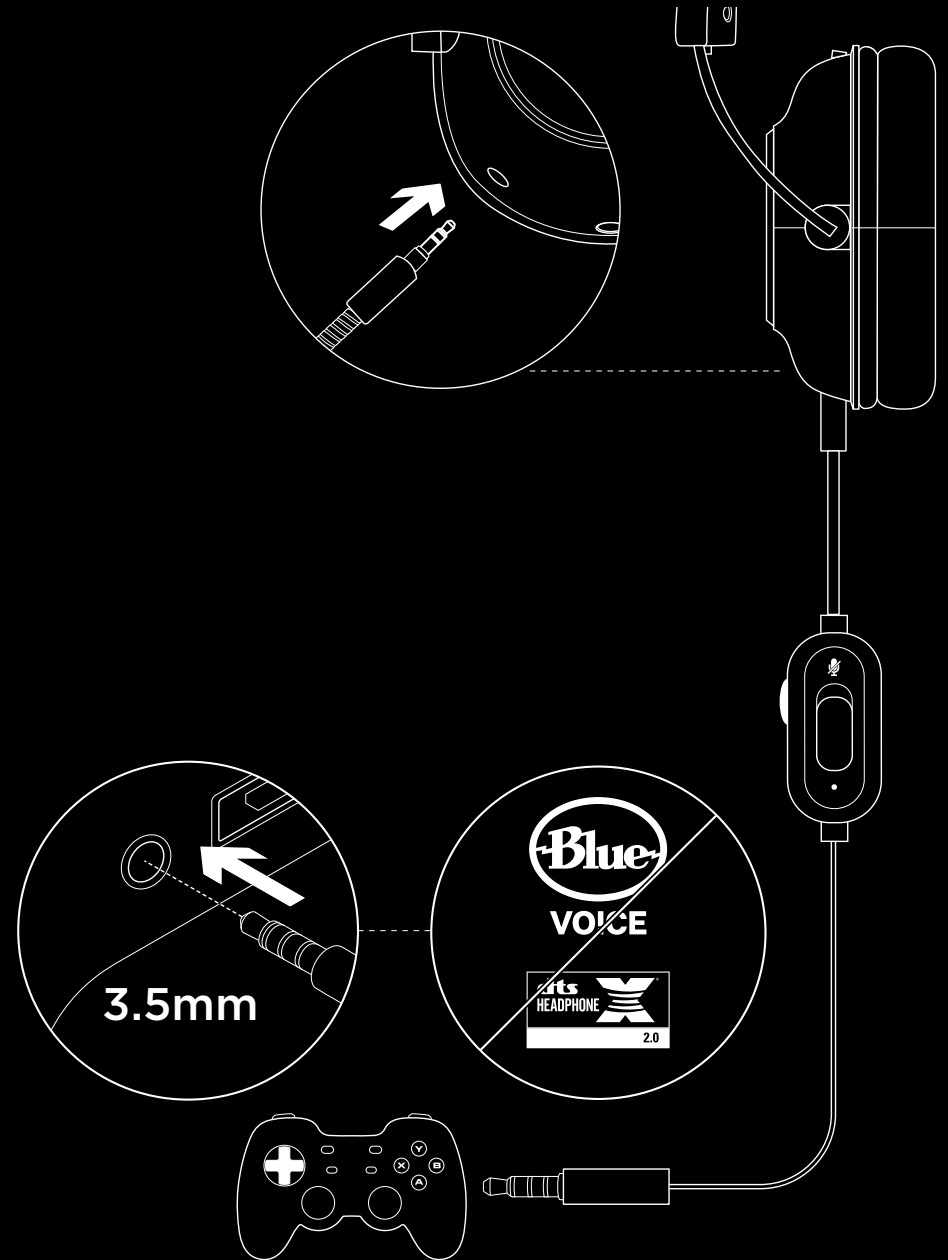
¹Included USB DAC enables 5-band EQ tuning, DTS Headphone:X 2.0 and Blue VO!CE microphone filters on PC. Requires Logitech G HUB software download. 5-band EQ tuning, DTS Headphone:X 2.0 and Blue VO!CE are not available while using PC sound card.



CONSOLE SETUP (XBOX ONE™, PLAYSTATION®4)

- 1 Plug in microphone
- 2 Plug console/PC cable into headset
- 3 Plug other end into controller²

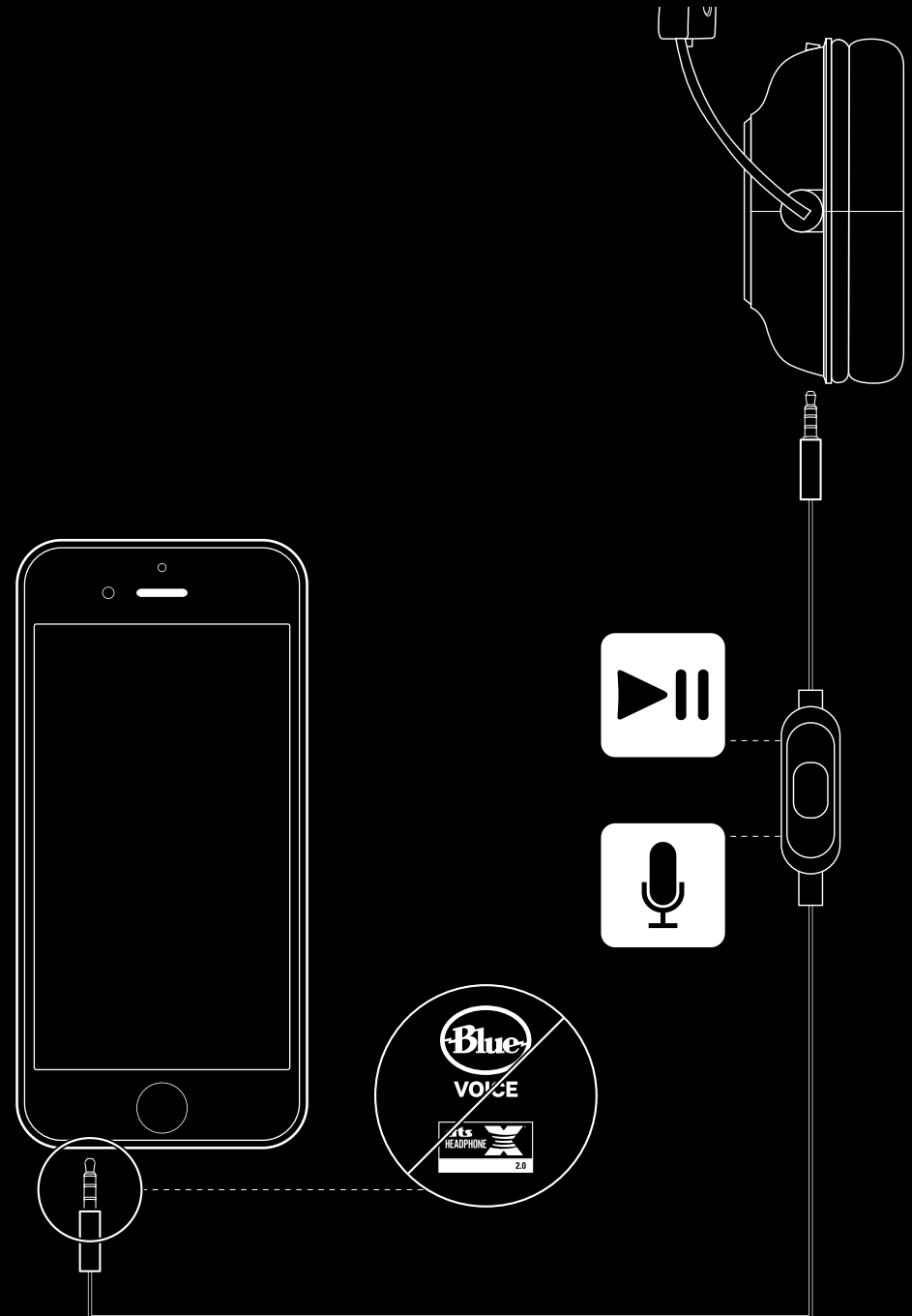
² Instructions may vary based on your system version. Please check your console manual for additional guidance. Xbox One and PlayStation 4 operate in stereo mode only via analog cable. Some Xbox One controllers may require Xbox One Stereo Headset Adapter, sold separately. 5-band EQ tuning, DTS Headphone:X 2.0 and Blue VO!CE are not available while connected to console controller.



MICROPHONE POSITION SETUP


- 1 Remove microphone
- 2 Plug in mobile cable to headset
- 3 Plug mobile cable into phone³

³ 5-band EQ tuning, DTS Headphone:X 2.0 and Blue VO!CE are not available on mobile devices.



MICROPHONE PLACEMENT

Ideal placement of the microphone is at the corner of your mouth. In this position, your voice can be heard clearly without the microphone picking up breathing sounds.



FREQUENTLY ASKED QUESTIONS

Q: How do I save a custom EQ to the USB DAC?

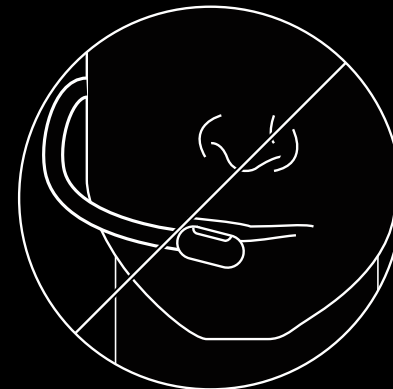
A: Connect the USB DAC to a PC's USB port and use G HUB software to download a pre-configured EQ from your favorite pro gamer, or to configure your own custom EQ settings. After using G HUB to save your EQ to the DAC, you can then enjoy your custom settings even on tournament PCs with no G HUB software installed.

Q: Can I save Blue VO!CE settings to the USB DAC?

A: No, Blue VO!CE technology is only available while using G HUB software and the USB DAC on PC.

Q: Can I save DTS Headphone:X 2.0 settings to the USB DAC?

A: No, DTS Headphone:X 2.0 is only available while using G HUB software and the USB DAC on PC.



www.logitechG.com/GHUB

www.logitechG.com/support/proxheadset