

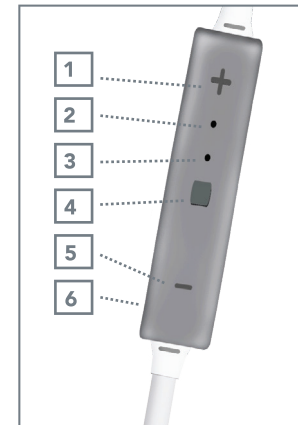
THANK YOU FOR PURCHASING
**DRIVEX PREMIUM SECURE
FIT WIRELESS EARBUDS**
by POM Gear

All POM Gear products are developed to give the user Peace Of Mind. In today's hectic world, managing our on-the-go lifestyle is a challenge of its own. POM's Mission is to create products that provide simple solutions by combining the latest technology and top quality gear to exceed all expectations. We're sure you'll have an enjoyable user experience.


To get the most of your new POM Gear product, please read the user manual carefully before use.

WWW.POMGEAR.COM

POM GEAR
driveX
PREMIUM SECURE FIT
WIRELESS EARBUDS



1. Previous song, volume up
2. Microphone
3. LED indicator
4. Power on/off, play/pause, redial
5. Next song, volume down
6. Micro USB charging port



Charge Directions and Use:

- Fully charge the earphones before using them for the first time.
- Plug the provided USB charging cable into the controller of the headphones.
- The LED light will turn blue when the earphones are fully charged.

Attention: Please use the original included charging cable to connect the earphones to your computer or compatible USB charging device

Basic Use:



1. Powering on earphones: Press and hold the button until LED light starts blinking red and blue alternately (approximately 8-10 seconds). Voice prompt will state "Your POM Gear Device is ON."
2. Powering off earphones: press and hold the button until the LED light stops flashing red and voice prompt states "Your POM Gear Device is OFF. Goodbye." (Note – if the light continues flashing after being powered off the battery is low and needs to be charged)
3. To PLAY or PAUSE a song: tap and release the button.
4. To answer or end a phone call tap the button



5. To reject an incoming call hold the button for 3 seconds.
6. To re-dial the last called number: quickly press the button twice.

1. To skip to the next song: press + quickly and then release.
2. To turn up volume: press and hold the + and release when you've reached the desired volume.

1. To return to the previous or restart a song: press button quickly and then release.
2. To lower volume: press and hold the button and release when you've reached the desired volume.

LED Indicator:

1. The light will turn blue when turning the earphones on and red when off.
2. When trying to pair, the light will blink a rapid red and blue color.
3. When you receive an incoming call the light will blink blue.
4. When the earphones are being charged the red light will stay solid.
5. When fully charged the blue light will turn on.

Pairing (Connecting) The Bluetooth Earphones:

1. Put the earphones and compatible Bluetooth device close to each other (no more than 3 feet apart) and press then hold the button until the LED light starts

flashing blue and red. The voice prompt will say "Your POM Gear Device is ON." Then "Your POM Gear Device is Ready to Pair."

2. With your Bluetooth compatible device turned on you should see a list of all available Bluetooth devices within range.
3. Select "POM Gear DriveX" from the list, and this should begin the pairing sequence. After pairing has been successfully completed, you will hear a quick tone in the earphones indicating that the connection has been established and the voice prompt will state "Your POM Gear Device is Now Paired. Enjoy!"
4. Now you can use your POM Gear Drivex Bluetooth earphones to listen to music and make phone calls.

Making and Receiving Calls:

1. If the earphones are in use (ie. playing music) and you receive an incoming call, the music will be paused while you take that call. The music will resume automatically when the call is over.
2. When you hear an incoming call, press the button once to answer and then once again to end the call.
3. To redial the last number called, press the button twice quickly.

Connection & Standby:

1. When the Bluetooth earphones are turned on, they will connect automatically to the last connected compatible device within range and then it will automatically enter standby mode and will be ready for use.



Product:	DRIVEX
Model Number:	P2G-DX1
Frequency Response:	20Hz - 2000Hz
Impedance:	32Ω±15%
Speaker Size:	Dynamic DriveX 10mm
Battery Capacity:	3.7V/50mAh
Operating Distance:	10mm / 33 Ft
Talking time:	Up to 6 Hours
Music playing time:	Up to 6 Hours
Standby time:	About 120 Hours
Charging Time:	About 2 Hours

Warnings and Notes

- Do not store unit in a high temperature environment, including intense sunlight or heat. Do not place unit near fire or other excessively hot environments.
- Be cautious of excessive drops, bumps, abrasions or other types of impact. If there is any damage to the battery such as dents, punctures, tears, deformities of corrosion, due to any cause, discontinue use and contact manufacturer or dispose of in an appropriate manner.
- Do not disassemble or attempt to modify or replace any part of this unit.
- Do not expose unit to moisture, snow or submerge it in liquid.
- Do not use unit in the vicinity of flammable fumes or gases (such as propane tanks or large engines).
- Do not attempt to operate unit using any other method than directed.


Warranty and Limitations

- Limited 3 Year Warranty. To activate product warranty go to our website www.pomgear.com and register this product.
- Guarantee will not be applied to the damages caused by faulty usages.
- Products that have been subjected to abuse, misuse, accident, alteration, modification, tampering, negligence, faulty connection, attachment to any unauthorized accessory, lack of responsible care, repair or service in any way that is not mentioned in this manual for the product. Such as any damage caused by dust, wetness, coldness, overheating, placement near hot objects, near fire storage or use of corrosive elements. No warranty in damage caused by natural disasters such as floods, fires, typhoons, earthquakes and related matters. To the extent permitted by law, POM GEAR Inc. Shall not be liable for damages beyond replacing the defective product.

Technical Support:

Please do not attempt to fix the product by yourself. If you are experiencing any problems with the product, please do not return it to the store you purchased it from. You can contact a POM Gear representative and they will assist you with any questions, problems or concerns you may have.

Send an email to warranty@pomgear.com



#UNWIREYOURSELF



©2016 POM GEAR Inc. All Rights reserved. All other trademarks and trade names are those of their respective owners. The illustrated product and specifications may differ slightly from that supplied. Designed by POM Gear USA. Manufactured in China.



driveX

PREMIUM SECURE FIT WIRELESS EARBUDS

User Manual