





The Professional Video SourceBook

Section 9

CONTINUOUS LIGHTING

Arri.....	744-765
Chimera	766-771
Dedolite	772-781
K5600	782-787
Kino Flo.....	788-793
Lite Panels.....	794-795
Lowel.....	796-817
Photoflex.....	818-821
Rosco	822
Wescott.....	823-829

Obtaining information and ordering from B&H is quick and easy. When you call us, just punch in the corresponding Quick Dial number anytime during our welcome message. The Quick Dial code then directs you to the specific professional sales associates in our order department.

 For Section 9, Continuous Lighting use Quick Dial #: 78

HMI FRESNELS

Compact Daylight Fresnels

Where Fresnel spotlights with daylight characteristics, compact size, high efficiency and lightweight is required, the ARRI Compact Daylight Fresnels are the preferred choice. ARRI's elegant modular construction, using corrosion free aluminium extrusions and light weight die castings, offers great structural strength and weather resistance. Together with ARRI flicker-free Electronic Ballast, the rugged COMPACT range is the ideal choice for all locations.

ARRI Daylight Compact 125

An extremely small and lightweight HMI fixture with a fresnel lens. The light can be focused by moving the lamp back and fourth just like tungsten fresnel lights. This light offers a soft even field of light and can be used as a fill or accent light. It uses a 125-watt single-ended HMI lamp and produces beam angles of 8° in the spot position and 59° in the flood position. The 125-watt fresnel has a 3.1" (80mm) lens. This light mounts to any lightstand that has a 5/8" (16mm) male stud. HMI lamps must be purchased separately.



125W HMI Fresnel Head (Mfr # 501205 • B&H # ARHF125)	1194.50	125/200W Electronic Ballast 120/220v, 50/60Hz (Mfr # 502806 • B&H # ARBE125200)	1204.95
25' Head/Ballast Cable (Mfr # 501201 • B&H # ARC25PP125)	183.95	125/200W DC Electronic Ballast 24-30v (Mfr # 502808 • B&H # ARBEDC125200)	1225.95
125W Single Ended HMI Lamp (Mfr # 501245 • B&H # ARLPP125)	239.50		

ARRI Daylight Compact 200

The Compact HMI 200W uses a single ended 200 watt HMI lamp. Lens diameter on this fresnel is 4.3" (110mm). Beam angles are 8.3° in the spot position and 55° in the flood position. All other features are the same as the 125 Watt Fresnel HMI. This light mounts to any lightstand that has a 5/8" (16mm) male stud. HMI lamps must be purchased separately.

200W HMI Fresnel Head (Mfr # 502200 • B&H # ARHF200)	1193.50	125/200W Electronic Ballast 120/220v, 50/60Hz (Mfr # 502806 • B&H # ARBE125200)	1204.95
25' Head/Ballast Cable (Mfr # 502201 • B&H # ARC25HF200)	192.50	125/200W DC Electronic Ballast 24-30v (Mfr # 502808 • B&H # ARBEDC125200)	1225.95
50' Head/Ballast Cable (Mfr # 502202 • B&H # ARC50HF200)	229.95		
200W Single Ended HMI Lamp (Mfr # 502245 • B&H # ARLAS2)	179.95		



ARRI Daylight Compact 575

The Compact HMI 575W uses a single ended lamp and its small size and weight makes it an excellent choice for location production, with no compromise in light output. Its short focal length lens provides a smooth, even field and wide flood/spot ratio. The extruded aluminum housing with lightweight front and back die-cast castings offers both size and weight reductions over housings made by other companies. HMI lamps must be purchased separately.

575W Compact HMI Head with 5" Fresnel Lens (Mfr # 505205 • B&H # ARCH575)	1539.95	400/575W Electronic Ballast w/DMX, 120/220v, 50/60 Hz (Mfr # 504807 • B&H # ARBEDPP400)	1794.50
25' Head/Ballast Cable (Mfr # 505203 • B&H # ARC25CH1.2K)	332.50	575/1200W Electronic Ballast w/ALF, DMX 120/220v, 50/60Hz (Mfr # 505810 • B&H # ARBEDS751.2A)	3549.95
50' Head/Ballast Cable (Mfr # 505204 • B&H # ARC50CH575)	394.50	575/1200W Electronic Ballast w/DMX 120/220v, 50/60Hz (Mfr # 505815 • B&H # ARBEDS751.2K)	3292.95
100' Head/Ballast Cable (Mfr # 505201 • B&H # ARC100AX12)	566.95		
575W Single Ended HMI Lamp (Mfr # 505245 • B&H # ARLAX5)	162.50		
400/575W Electronic Ballast 120/220v, 50/60Hz (Mfr # 504806 • B&H # ARBEA400575)	2079.95		

HMI FRESNELS

ARRI Daylight Compact 1200W

The reduced size of the compact HMI 1200W makes it an easily transportable HMI light that is interchangeable with both types of ballasts and head/ballast cables used by the compact HMI 575W. This makes it a very versatile fixture when using multiple lights with different wattage. The 1200 has a 6.9" (175mm) short focal length lens providing a smooth, even field of light. Beam angles for the 1200 are 6° in the spot position and 58° in the flood position. HMI lamps must be purchased separately.

1200W Compact HMI Head with 7" Fresnel Lens (Mfr # 512205 • B&H # ARCH1.2K)	2549.95
25' Head/Ballast Cable (Mfr # 505203 • B&H # ARC25CH1.2K)	332.50
50' Head/Ballast Cable (Mfr # 505204 • B&H # ARC50CH575)	394.50
100' Head/Ballast Cable (Mfr # 505201 • B&H # ARC100AX12)	566.95
1200W Single Ended HMI Lamp (Mfr # 512245 • B&H # ARLAS12P)	274.95
575/1200W Electronic Ballast w/ALF, DMX 120/220v, 50/60Hz (Mfr # 505810 • B&H # ARBEAD57512A)	3549.50
575/1200W Electronic Ballast w/DMX 120/220v, 50/60Hz (Mfr # 505815 • B&H # ARBED5751.2K)	3292.95



Barndoors not included



Barndoors not included

ARRI Daylight Compact 2500

The 9.9" (250mm) lens on the compact HMI 2500W is a light with a smooth even field. Beam angles are 7° in the spot position and 60° in the flood position. The light itself has a wide spot/flood ratio. The Compact HMI 2500W is small enough for location production and large enough for studio work. This light can be mounted to a studio stand that has a 1½" (29mm) female receiver. HMI lamps must be purchased separately.

2500W Compact HMI Head with 10" Fresnel Lens (Mfr # 525205 • B&H # ARCH2.5K)	3529.95	100' Head/Ballast Cable (Mfr # 525201 • B&H # ARC100AX4025)	6667.95
25' Head/Ballast Cable (Mfr # 525203 • B&H # ARC25CH2.5K)	369.50	2500W Single Ended HMI Lamp (Mfr # 525245 • B&H # ARL2.5KAS402)	334.50
50' Head/Ballast Cable (Mfr # 525204 • B&H # ARC50CH2.5K)	444.95	2500/4000W Elect. Ballast w/ALF & DMX 120/220v, 50/60Hz (Mfr # 540817 • B&H # ARBEAD2500)	7716.95

ARRI Daylight Compact 4000

The 11.8" (300mm) lens on the compact HMI 4000W is a light with a smooth even field. Beam angles are 7° in the spot position and 60° in the flood position. The light itself has a wide spot/flood ratio. Even though this light is the largest of the compact HMI series, it is still small enough for location production and large enough for studio work. This light can only be mounted to a studio stand that has a 1½" (29mm) female receiver. HMI lamps must be purchased separately.

4000W Compact HMI Head with 12" Fresnel Lens (Mfr # 512205 • B&H # ARCH1.2K)	2549.95
25' Head/Ballast Cable (Mfr # 525203 • B&H # ARC25CH2.5K)	369.50
50' Head/Ballast Cable (Mfr # 525204 • B&H # ARC50CH2.5K)	444.95
100' Head/Ballast Cable (Mfr # 525201 • B&H # ARC100AX4025)	667.95
4000W Single Ended HMI Lamp (Mfr # 540245 • B&H # ARL4KAS4025P)	579.95
2500/4000W Electronic Ballast w/ALF & DMX 120/220v, 50/60Hz (Mfr # 540817 • B&H # ARBEAD2500)	7716.95



HMI FRESNELS

ARRI Daylight Compact 6000W

The 6000W features a 16.7" (425mm) shock mounted Fresnel lens that offers ideal light distribution. Beam angles are 6° in the spot position and 58° in the flood position. The housing is constructed of ribbed aluminum allowing lower operating temperatures and extending bulb life. The ignition circuit is located outside the lamp housing protecting it from excess heat. This light can only be mounted to a studio stand that has a 1½" female receiver. HMI lamps must be purchased separately.

6000W Compact HMI Head with 16-1/4" Fresnel Lens (Mfr # 560205 • B&H # ARCH6K)	8479.95
25' Head/Ballast Cable (Mfr # 560201 • B&H # ARC25DL6K)	626.95
50' Head/Ballast Cable (Mfr # 560202 • B&H # ARC50DL6K)	848.50
100' Head/Ballast Cable (Mfr # 560203 • B&H # ARC100CH6K)	1447.50
6000W Single Ended HMI Lamp (Mfr # 560245 • B&H # ARLAS60P)	1836.95
400/575W Electronic Ballast 120/220v, 50/60Hz (Mfr # 504806 • B&H # ARBEA400575)	2079.95
400/575W Electronic Ballast w/DMX, 120/220v, 50/60 Hz (Mfr # 504807 • B&H # ARBEAD400575)	2448.50
6000/12000W Electronic Ballast w/ALF, DMX 120/220v, 50/60Hz (Mfr # 505810 • B&H # ARBEAD5751.2)	3549.95
575/1200W Electronic Ballast w/DMX 120/220v, 50/60Hz (Mfr # 505815 • B&H # ARBED5751.2K)	3292.95



Barn doors
not included

Compact 12000

When fitted with a 12K, single ended HMI lamp, this fixture will turn night into day: 2650 lux with a 30° beam angle @ middle flood, from a distance of 60'. A similar rating is achieved from a distance of 50' @ full flood. Provides light beam angle of 6° in the spot position at 60'.

12000W HMI Fresnel Head (Mfr # 562205 • B&H # ARHF12K)	12,242.95
50' Head/Ballast Cable (Mfr # 560202 • B&H # ARC50DL6K)	848.50
12000W HMI Lamp (Mfr # 562245 • B&H # ARLAS120)	3183.95
400/575W Electronic Ballast 120/220v, 50/60Hz (Mfr # 504806 • B&H # ARBEA400575)	2079.95
400/575W Electronic Ballast w/DMX, 120/220v, 50/60 Hz (Mfr # 504807 • B&H # ARBEAD400575)	2448.50
6000/12000W Electronic Ballast w/ALF, DMX 220v, 50/60Hz (Mfr # 560815 • B&H # ARBEAD612K)	11,679.95
12000/18000W Electronic Ballast w/ALF, DMX 220v, 50/60Hz (Mfr # 562814 • B&H # 562814)	15,999.50

12000/18000W HMI Fresnel

Using double-ended daylight lamps, the 12000/18000 HMI Fresnel remains unrivalled. When fitted with an 18K HMI bulb, this HMI fresnel will turn night into day with 1446 footcandles 13' in diameter, from a distance of 66' @ full spot. It will throw 167 footcandles 101' in diameter from the same distance, @ full flood. It features a 24.6" (635mm) lens that offers ideal light distribution. Beam angles are 7° in the spot position and 60° in the flood position. The housing is constructed of ribbed aluminum allowing lower operating temperatures and extending bulb life. This light can only be mounted to a studio stand that has a 1½" (20mm) female receiver. HMI lamps must be purchased separately.

12000/18000W HMI Fresnel Head (Mfr # 563205 • B&H # ARHF1218)	13,652.95
50' Head/Ballast Cable (Mfr # 560202 • B&H # ARC50DL6K)	848.50
12000W HMI Lamp (Mfr # 562240 • B&H # ARLDL12K)	1647.95
18000W HMI Lamp (Mfr # 563240 • B&H # ARL18KHF1218)	1898.50
12000/18000W Electronic Ballast with ALF, DMX 220v, 50/60Hz (Mfr # 562814 • B&H # AREBAD1218K)	15,999.50



Barn doors not included

HMI FRESNELS

ARRIMAX The Most Powerful HMI Light on the Planet


ARRI's exciting new fixture design provides an optimum choice for productions requiring maximum light output. Combining the variable beam spread of a Fresnel and the light output of a PAR, the ARRIMAX uses a unique reflector concept for beam control which eliminates the need for spread lenses. The optical system with its 580mm (22.8") diameter specular, flatted reflector is adjustable and provides continuous focus from 15-50°. Because the ARRIMAX does not require a set of spread lenses, the shadow quality is sharper and easily cut. New 18,000W single-ended lamps use a sturdier GX51 lamp base for which ARRI engineers have designed a special lamp holder. The lampholder alleviates mechanical stress from the lamp pins, which now serve only as an electrical connection. The lamp clamping mechanism is self-aligning and uses a rugged, recessed lamp lock handle. To ensure that crews can easily use 12,000W lamps or versions of 18K single-ended lamps with G38 bases, the lampholder accepts either lamp type with no modification or adjustment required.



ARRIMAX 18/12

Combining the variable beam spread of a Fresnel and the light output of a PAR, the Arrimax uses a unique reflector concept for beam control which eliminates the need for spread lenses. The optical system with its 580mm (22.8") diameter specular, flatted reflector is adjustable and provides continuous focus from 15 - 50°. Because the Arrimax does not require a set of spread lenses, the shadow quality is sharper and easily cut. Provide well over 3000 footcandles from a distance of 100', when fitted with a 12,000 watt HMI lamp. Has an illuminated On/Off switch, hour use counter. Interlock microswitch on front door for safely disconnecting all power-load connections. Aluminum yoke mounts to a Junior (1 1/8") socket.

Arrimax 18/12 KW HMI PAR (190-250V AC) (Mfr # 563500 • B&H # ARAM1812)15,466.50



The most powerful HMI light on the planet (50% brighter than a 12000W PAR), the design of the Arrimax 18/12 K Watt HMI PAR fixture provides an optimum choice for productions requiring maximum light output.

The 12/18KW Arrimax HMI Ballast provides the latest standards in ballast technology. Equipped with DMX remote control for dimming and On/Off functions, and 12 or 18 KW power indication, as well as flicker free and low noise modes, it is ideal for the most demanding applications.



Arri Arrimax 18/12KW Electronic Ballast
(Mfr # 562814 • B&H # AREBAD1218K)
190-250V AC **15,999.50**

Arri 18,000 Watt Single Ended HMI Lamp
(Mfr # 563245 • B&H # ARLAM1812) **3878.50**

Arri Snoot for Arrimax 18/12 HMI
(Mfr # 563230 • B&H # ARSA1812) **639.95**

Arri Spot Reflector for Arrimax 18/12 HMI
(Mfr # 563524 • B&H # ARSRA1812) **639.95**

Arri Scrim - Quarter Double f/Arrimax - 29"
(Mfr # 533257 • B&H # ARSQDAM1812) **74.95**

Arri Scrim - Quarter Single f/Arrimax - 29"
(Mfr # 533256 • B&H # ARSQSAM1812) **66.95**

HMI FLOODLIGHTS

HMI X-Series

With the X-Series, ARRI offers a complete range of five high performance daylight floodlights from 200 watts to 6000 watts to simplify lighting large areas evenly. The X Light is a super-wide floodlight with interchangeable reflectors. The silver reflector compensates for the drop in intensity that is always found further from the center of a beam. Beam angles of around 120° or more allow flat surfaces such as buildings or scenic backings to be lit exceptionally evenly with a short throw. By lighting through a fabric, a soft source with no hot spot can be created. Alternatively, the silver reflector can be quickly exchanged without tools for a black panel—the ‘black reflector’ giving an extreme hard source for the ‘arc light’ look. Ideal for applications as diverse as film, television, theater and event lighting, ARRI’s modular construction, using aluminum extrusions and lightweight pressure die-castings, offer great structural strength, while being light and weather-resistant.

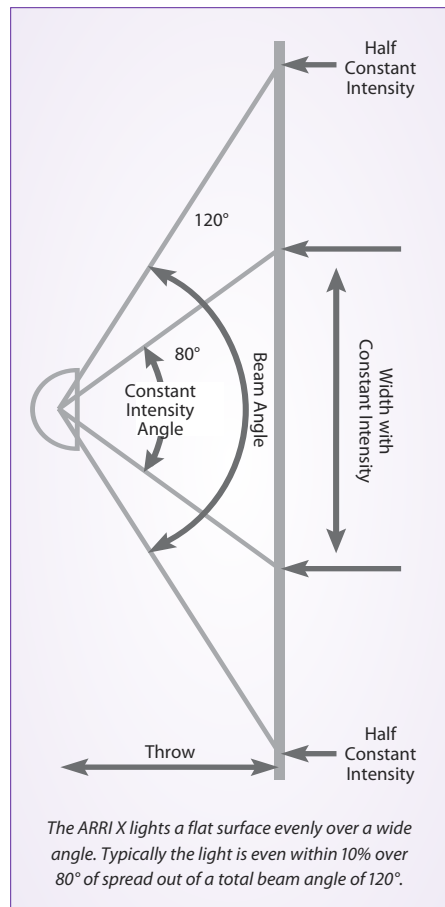
The ARRI X lampheads utilize industry-standard single-ended hot restrike HMI lamps. They are fully compatible with the range of ARRI electronic ballasts, and conventional magnetic ballasts from 575w to 6kW are also available. For use independently of the mains supply, ARRI provides electronic battery ballasts for the X2, X5, and X12.

- ◆ Reflectors can be exchanged in seconds for even spread or hard shallow effect
- ◆ Outstanding wide spread with extremely even coverage

- ◆ Uses single-ended discharge lamps
- ◆ Compatible with all ARRI ballasts
- ◆ Sturdy, anti-corrosion aluminum construction



- ◆ 200w, 575w, 1.2kW, 2.5/4kW and 6kW power output
- ◆ Optional frosted UV safety glass available

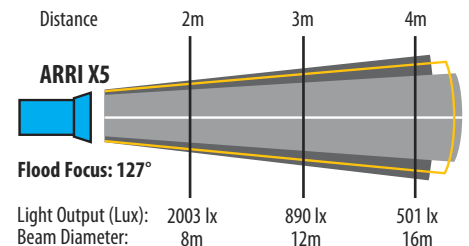
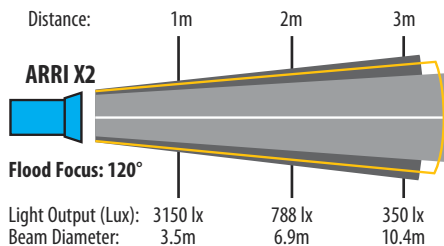


Arri X2 HMI

Arri X2 HMI 200 Watt HMI Open Face Light (Mfr # 502400 • B&H # ARAX2)	1412.95
HMI SE Lamp (Required) (Mfr # 502245 • B&H # ARLAS2)	179.95
Head to Ballast Cable for HMI Fresnel 200 (Mfr # 502201 • B&H # ARC25HF200)	192.50
Electronic AC Ballast - 125-200 Watts (Mfr # 502806 • B&H # ARBE125200)	1204.95
Electronic DC Ballast - 24-30V - 125-200 Watts (Mfr # 502808 • B&H # ARBEDC125200)	1225.95
Reflector - Black for Arri X2 HMI (Mfr # 502424 • B&H # ARRBOX2)	93.50
4 Leaf Barndoor Set for Arri X2 (Mfr # 502410 • B&H # ARBDAX2)	69.95
A625B Black Light Stand (Mfr # A625B • B&H # AVA625B)	59.95

Arri X5 HMI

Arri X5 HMI 575 Watt HMI Open Face Light (Mfr # 505400 • B&H # ARAX5)	1952.95
HMI SE Lamp - 575 watts (Required) (Mfr # 505245 • B&H # ARLAX5)	167.50
Electronic Ballast - 575-1200 Watts (Required) (Mfr # 505815 • B&H # ARBED5751.2K)	3292.95
Diffuser - Frosted Glass for Arri X5 (Mfr # 505421 • B&H # ARDFGAX5)	157.50
Head to Ballast Cable f/Compact HMI 1200 - 25' (Mfr # 505203 • B&H # ARC25CH1.2K)	332.50
Reflector - Black for Arri X5 (Mfr # 505424 • B&H # ARBOX5)	123.95
4 Leaf Barndoor Set for Arri X5 (Mfr # 505410 • B&H # ARBDAX5)	84.95
A625B Black Light Stand (Mfr # A625B • B&H # AVA625B)	59.95



HMI FLOODLIGHTS

Arri X12 HMI

- Arri X 12 1200 Watt HMI Flood Light
(Mfr # 512400 • B&H # ARAX12)**2814.95**
- HMI SE Lamp - 1200w/100v (Required)
(Mfr # 512245 • B&H # ARLAS12P)**27495**
- 4 Leaf Barndoor Set for Arri-X
(Mfr # 512410 • B&H # ARBDAX12)**233.95**
- Frosted Glass Diffuser for Arri-X 12
(Mfr # 512421 • B&H # ARDFGAX12)**333.95**
- Ballast, Electronic 575-1200W for LTM
(Mfr # 505810 • B&H # ARBEAD5751.2)**3549.95**
- Head to Ballast Cable for Compact 575 HMI 50'
(Mfr # 505204 • B&H # ARC50CH575)**394.50**

Arri X 40/25 HMI

- Arri X 40/25 2500-4000 Watt HMI Flood Light
(Mfr # 540400 • B&H # ARAX4025)**4203.50**
- HMI SE Lamp - 2500W/115V (Required)
(Mfr # SE2500 • B&H # GBHS2500HR)**309.95**
- 4 Leaf Barndoor Set for Arri-X
(Mfr # 540410 • B&H # ARBDAX4025)**299.95**
- Electronic Ballast with DMX - 2.5-4KW
(Mfr # 540814 • B&H # ARBED2.54K)**6648.50**

Arri X60 HMI

- Arri X60 6KW HMI Open Face Light
(Mfr # 512400 • B&H # ARAX60)**6119.95**
- HMI SE Lamp - 6000 watts (Required)
(Mfr # 560245 • B&H # ARLAS60P)**1836.95**
- Head to Ballast Cable for Daylight 6000 - 25'
(Mfr # 560201 • B&H # ARC25DL6K)**626.95**
- Head to Ballast Cable for Daylight 6000 - 50'
(Mfr # 560202 • B&H # ARC50DL6K)**848.50**
- Head to Ballast Cable for Arri-X 60 - 100'
(Mfr # 560203 • B&H # ARC100CH6K)**1447.50**
- Electronic Ballast, 6KW - 220v
(Mfr # 560806 • B&H # ARBE6K)**8102.50**
- 4 Leaf Barndoor Set for Arri X60
(Mfr # 560410 • B&H # ARBDAX60)**667.95**
- Reflector - Black for Arri X60
(Mfr # 560424 • B&H # ARRBA60)**188.95**
- Diffuser - Frosted Glass for Arri X60
(Mfr # 560421 • B&H # ARDFGAX60)**333.95**
- Lamphead Case for 6K Compact HMI
(Mfr # 560905 • B&H # ARCCH6K)**934.95**



Arri Arri-X 12 HMI Flood Light Kit - consists of: Arri X-12 head, 575/1200W Electronic Ballast, Frosted Glass Diffuser, Cable, Barndoors - NO HMI Bulb - 1200 Total Watts (90-250V AC) (B&H # ARAX12EK).....**7044.95**



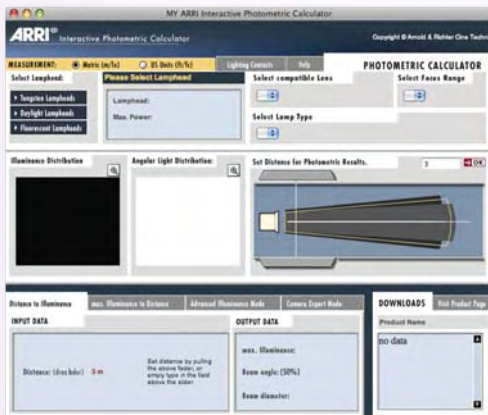
Arri Arri-X 40/25 HMI Flood Light Kit - consists of: Arri X-40/25 Head, 2500/4000W Electronic Ballast, Frosted Glass Diffuser, Cable, Barndoors - NO HMI Bulb - 4000 Total Watts (90-250V AC) (B&H # ARAX4025EK).....**11,303.50**



X-60 6KW HMI Open Face 1 Light ALF Kit consists of: X-60 HMI Light, 6/12KW ALF Electronic Ballast, Cable, Barndoors, Glass Diffuser - NO Bulb - 6K Total Watts (90-250V) (B&H # ARAX60EALFK).....**20,066.50**

ARRI Interactive Photometric Calculator

ARRI offers professional users a valuable resource absolutely free on its web site, www.ari.com. The Interactive Photometric Calculator gives users precise photometric data for the entire line of ARRI lighting products.



measurement system with sensors placed at specific locations on an even target area.

The Calculator is simple to use. Just select your ARRI lamphead, type of lens, bulb type, focus range and distance, and the calculator will provide the exact illuminance distribution for your setup. It's extremely useful even in reproduction, enabling lighting personal to more accurately determine lighting requirements for photo or video shoots or live events. Photometric data was acquired scientifically by use of a calibrated CCD

POCKET PAR

Enjoy the freedom to apply superior light output where higher wattages lights were previously required. The low heat Pocket Pars are ideal where space is limited and for close-up or more difficult, confined set-ups. For general production performance, the superb punch that the Pocket Par provide offers the ability to help create your desired effect successfully, whether lighting directly or using reflectors. ARRI's custom designed dichroic glass faceted reflector and matching spread lenses ensure maximum beam control in all situations. A wide variety of perfectly fitting accessories are at hand to create innumerable lighting design applications.



Pocket Par
125
Barndoors
not included

Arrilux 125 Pocket Par

A powerful HMI Par fixture that can be mounted directly on a camera, held by its grip or mounted onto the ballast. A sliding yoke allows for greater flexibility when mounting the light. With a simple twist of the cylindrical lamp housing, the stream of light can be adjusted from spot to flood, with beam angles ranging from 5° to 50°. With the 4 additional auxiliary lenses that are included; spot and flood, the light can be controlled even further to the operational requirements at hand. These attachments snap on without the need of extra holders. An optional set of 3" (80mm) auxiliary lenses, consisting of a spot, medium, super wide and frosted fresnel lens, can be used to further modify the light. HMI lamps must be purchased separately.


Arrilux 125 Pocket-Par Head (Mfr # 501300 • B&H # ARPP125)	1079.95	Handgrip (Mfr # 501360 • B&H # ARGHPP400)	58.95
25' Head/Ballast Cable (Mfr # 501201 • B&H # ARC25PP125)	183.95	Ballast Mounting Bracket (Mfr # 501361 • B&H # ARBBPP125)	71.95
Four Leaf Barndoor (Mfr # 501310 • B&H # ARBDPP125)	71.95	Lamphead/Ballast Adapter (Mfr # 501362 • B&H # ARLHAPP125)	47.50
Four Lens Set (Spot, Wide, Super Wide, Frosted) (Mfr # 501325 • B&H # ARLSPP125)	564.95	Handgrip Adapter (Mfr # 501364 • B&H # ARHGHP125)	68.50
125W Single Ended HMI Lamp (Mfr # 501245 • B&H # ARLPP125)	239.50	Ballast/Ballast Bracket (Mfr # 501365 • B&H # ARBBBPP125)	51.95
1/8 CTO Glass Filter (Mfr # 501319 • B&H # ARGF18PP125)	104.95	Head/Head Bracket (Mfr # 501366 • B&H # ARBHPP125)	51.95
1/4 CTO Glass Filter (Mfr # 501323 • B&H # ARGF.25PP125)	104.95	POCKET PAR Light Pipe (Mfr # 501396 • B&H # ARLPPP125)	853.95
1/2 CTO Glass Filter (Mfr # 501322 • B&H # ARGF.5PP125)	104.95	Case for Light Pipe (Mfr # 501397 • B&H # ARCLPPP125)	119.50
3/4 CTO Glass Filter (Mfr # 501321 • B&H # ARGF.75PP125)	104.95	125/200W Electronic Ballast 120/220v, 50/60Hz (Mfr # 502806 • B&H # ARBE125200)	1204.50
6" Chimera Ring (Mfr # 501358 • B&H # ARCSRPP125)	44.95	125/200W DC Electronic Ballast, 24-30v (Mfr # 502808 • B&H # ARBEDC125200)	1225.95
XX-S Video Pro Bank (12"x16") (Mfr # 501359 • B&H # ARVPBPP125)	223.95	Case for POCKET PAR 125 System (22 x 141 x 91") (Mfr # 501935 • B&H # ARCPP125K)	481.95
Chimera Adapter Bracket (Mfr # 501363 • B&H # ARCBAPP125)	49.95		
Video Clamp (Mfr # 571661 • B&H # ARCCPP125)	71.95		

Correcting Color Temperature - CTO and CTB Filters

Correction filters adjust the color temperature of full spectrum light sources to match existing conditions (i.e. natural light or other artificial light sources). Color Temperature Orange (CTO) filters shift the color temperature downwards and Color Temperature Blue (CTB) filters shift the color temperature upwards.

Full CTB shifts a 3200K incandescent lamp up to 5700K (the color of summer sunlight), while full CTO shifts 5700K daylight down to match 3200K incandescent lamps.

Since lighting conditions rarely match "textbook" temperatures, CTO and CTB filters are available in several "strengths" to allow for fine-tuning to accurately match other light sources. For example, if you are shooting in sunlight, you may opt to use a CTB filter on your fill light source. If shooting indoors near a window, you might also use a CTB filter, or you could actually apply a sheet of CTO material to the window to adjust the natural light to more closely match your studio lighting.



POCKET PAR/POCKET LITE

The Pocket Par and Pocket Lite are the ultimate in production performance and versatility. Simply choose the wattage, the reflector system and the accessories for the ultimate small location fixture. Designed for fast set-up and safe operation the Pocket Par and Pocket Lite 200 and 400 represent Arri's latest high performance daylight lampheads. Each offers superior output, double coated UV glass, easy spot flood adjustment, compact design, positive bayonet lock system and color coded drop-in lenses. Both models offer interchangeable reflector systems and accessories to cover a wide range of production situations.



Pocket Par 400

Pocket Par

Superior light and precise beam control make the Arri Pocket Pars ideal where space is limited and high performance is required. Arri's custom designed Dichroic Glass Facetted Reflector and matching spread lenses ensure maximum beam control in all situations. The Pocket Par 200 has a four lens set, the Pocket Par 400 adds a fifth lens for even more control. Both systems utilize Arri's unique Frosted Super Wide lens for smooth and even coverage.

Pocket Lite

Perfect for news or other fast moving situations, where portability is the key, Arri's Pocket Lite offers the perfect solution. A lensless daylight fixture, the precision micro-stippled Dichroic filter and the Pocket Lite's unique focus mechanism deliver a bright, smooth field with focusing from 14° to more than 70°.

Arrilux 200 Pocket-Par Head (Mfr # 502500 • B&H # ARPP200)	1709.95
Arrilux Pocket Lite 200 Head (Mfr # 502501 • B&H # ARPL200)	1549.95
25' Head/Ballast Cable (Mfr # 502201 • B&H # ARC25HF200)	192.50
Four Leaf Barndoor (Mfr # 531310 • B&H # ARBD4F300)	59.50
Arri Lenses for Pocket-Lite 200 - Set of 4 (Mfr # 502525 • B&H # ARLSPL200)	639.95
HMI SE Lamp - 200 watts (Mfr # 502245 • B&H # ARLAS2)	179.95
Handgrip (Mfr # 571661 • B&H # ARGHPP400)	58.95
125/200W AC Electronic Ballast 90/250v, 50/60Hz (Mfr # 502806 • B&H # ARBE125200)	1204.95
125/200W DC Electronic Ballast, 24-30v (Mfr # 502808 • B&H # ARBEDC125200)	1225.95

Arrilux 400 Pocket-Par Head (Mfr # 504500 • B&H # ARPP400)	1549.95
Arrilux 400 Pocket Lite Head (Mfr # 504501 • B&H # ARPL400)	1549.95
25' Head/Ballast Cable (Mfr # 504502 • B&H # ARC25PP400)	286.95
50' Head/Ballast Cable (Mfr # 504503 • B&H # ARC50PP400)	329.95
Four Leaf Barndoor (Mfr # 531610 • B&H # ARBD4F650)	61.95
Arri Lenses for Pocket-Lite 400 - Set of 4 (Mfr # 502325 • B&H # ARLSAS2Q)	844.95
HMI SE Lamp - 400 watts (Mfr # 504545 • B&H # ARLPP400)	213.95
400/575W AC Electronic Ballast 90/250v (Mfr # 504806 • B&H # ARBEA400575)	2079.95
200/400W DC Electronic Ballast, 24-30v (Mfr # 504808 • B&H # ARBDC200400)	1976.50

Lighthouse System

Add another dimension to lighting applications with Arri's Lighthouse and Shutter system. Clear or frosted glass lamp covers for "bare bulb" or Chinese Lantern applications use Arri's double glass envelope for superior UV protection. A patented safety interlock system prevents accidental use without UV protection. The Circular Shutter projects a sharp variable beam up to 180°. This system can be quickly adapted to either the Pocket Par or Pocket Lite.

Arri Pocket Par 200W HMI Lighthouse AC Light Kit

Pocket Par 200W HMI Light, AC Electronic Ballast, Lighthouse with Shutter, Lens Set, Chimera Video Pro Softbox, Scrims, Barndoors, HMI Bulb, Case - 200 Watts Total (90-250v AC).

(Mfr # 502966 • B&H # ARPP200LHACK)**5106.50**



Arri Pocket Par 400W HMI Lighthouse AC 1 Light Kit

Consists of: Pocket Par 400W HMI Light, Electronic Ballast, Lighthouse, Shutter, Lenses, Chimera Video Pro Softbox, Scrims, Barndoors, HMI Bulb, Case - 400 Watts Total (90-250v AC).

(Mfr # 504966 • B&H # ARPP400LHACK) ...**6519.95**



ARRISUN HMI PARS



Arri is one of the leading companies in the development of lampheads using single-ended discharge lamp technology. The Arrisun Series has become a world standard not only in film but also for applications such as solar simulation. Its elegant modular construction using aluminum extrusions and lightweight castings offer high strength, while being light and weather-resistant. All serviceable parts are readily accessible. Arrisun HMI Pars allow adjustment of the focus of the lamp. This feature in a parabolic lamphead gives previously unsurpassed control over the beam angle and light quality.

Arrisun 2 200 Watt HMI PAR

The Arrisun 2 is a focusable PAR (parabolic aluminum reflector) light, which utilizes a 200-watt single ended HMI lamp. The focusing system allows a 30° range of adjustment, providing beam angles of 5° to 50° of light. An additional 5.1" (130mm) lens set is available. Use the lens set to further change the beam angle of the light. The lens set consists of five lenses, they are the spot, medium, wide, super wide and a frosted fresnel lens. The Arrisun 2 provides a smooth even light that can be used as a key light or for cross lighting. It attaches to any lightstand that has a 5/8" male stud. This light is available individually or in a kit. HMI lamps must be purchased separately. (Mfr # 502300 • B&H # ARAS2)**1363.50**

Arrisun 5 575 Watt HMI PAR

The Arrisun 5 provides the same light quality and beam angles as the Arrisun 2. The Arrisun 5 uses a 575-watt single ended HMI lamp. A 6.9" (175mm) lens set is available for this light. This light attaches to any lightstand that has a 5/8" male stud. This light is available individually or in assorted kits. HMI lamps must be purchased separately. (Mfr # 505305 • B&H # ARASSP)**2026.95**

Arrisun 12 Plus 1200 Watt HMI PAR

The Arrisun 12 Plus Par fixture uses a single ended 1200 watt lamp. Beam angles for the Arrisun 12 plus range from 3.5° to 46°. A 10" (250mm) lens set is available for the Arrisun 12 plus which allows for superior optical control of the light beam. This light can be attached to any large studio stand with a 1 1/4" (29 mm) female receiver. This light is available individually or in assorted kits. HMI lamps must be purchased separately. (Mfr # 512305 • B&H # ARAS12P)**2968.50**



	Arrisun 2	Arrisun 5 PAR	Arrisun 12 PLUS	Arrisun 40/25 PAR	Arrisun 60 PAR	Arrisun 120
25' Head/Ballast Cable	Mfr # 502201 192.50	Mfr # 505203 332.50	Mfr # 505203 332.50	Mfr # 525203 369.50	Mfr # 560201 626.95	—
50' Head/Ballast Cable	Mfr # 502202 229.50	Mfr # 505204 394.50	Mfr # 505204 394.50	Mfr # 525204 444.95	Mfr # 560202 848.50	Mfr # 562202 926.95
100' Head/Ballast Cable	—	Mfr # 505201 566.95	Mfr # 505201 566.95	Mfr # 525201 667.95	Mfr # 560203 1447.50	Mfr # 562201 1546.95
4-Leaf Barndoor	Mfr # 531610 61.95	Mfr # 531110 76.50	Mfr # 532210 109.95	Mfr # 532510 114.95	Mfr # 533110 464.95	Mfr # 562310 627.50
8-Leaf Barndoor	—	Mfr # 531115 106.95	Mfr # 532215 142.95	Mfr # 532515 155.95	—	—
Lens Set (Spot, Medium, Wide, Super Wide, Frosted)	Mfr # 502325 844.95	Mfr # 505325 789.50	Mfr # 512335 1038.95	Mfr # 540335 1433.95	Mfr # 560335 2026.95	Mfr # 562325 3573.50
Lens Case	Mfr # 233.50	Mfr # 505395 312.50	Mfr # 512396 314.95	Mfr # 540396 369.50	Mfr # 560396 438.95	Mfr # 562395 599.95
Full Single Scrim	6 3/4" Mfr # 531650 14.95	7 3/4" Mfr # 531150 17.95	13" Mfr # 512250 29.95	15 1/2" Mfr # 532550 29.95	19 1/2" Mfr # 533150 44.95	21" Mfr # 540250 44.95
Full Double Scrim	6 3/4" Mfr # 531652 17.95	7 3/4" Mfr # 531152 17.95	13" Mfr # 512252 28.95	15 1/2" Mfr # 532552 33.95	19 1/2" Mfr # 533152 53.95	21" Mfr # 540252 53.95
Full Triple Scrim	6 3/4" Mfr # 531654 19.95	7 3/4" Mfr # 531154 19.95	—	—	—	—
Scrim Bag	Mfr # 571712 29.95	Mfr # 571712 29.95	Mfr # 571716 35.95	Mfr # 571716 35.95	Mfr # 571718 44.95	Mfr # 571718 49.95

ARRISUN HMI PARS



Arrisun 40/25 2500-4000 Watt HMI PAR

The Arrisun 40/25 provides an even efficient light field similar to the Arrisun 12 Plus. It can be fitted with a 2500 or 4000 watt single-ended HMI lamp, making it a very versatile lighting fixture. The wattage from the HMI lamp in the head and the wattage from the ballast must match (for example 2500-to-2500, or 4000-to-4000.) When using an electronic ballast there is no adapter cable required, only when using a magnetic ballast. Beam angles for this light range from super spot (5°) to super wide (48°). There is a 12" (330mm) lens set available to optimize the lighting performance. The Arrisun 40/25 attaches to many large studio stand with a 1 1/8" (29mm) female receiver. This light is available individually or in kit form. HMI lamps sold separately.

Arrisun 40/25 (Mfr # 540300 • B&H # ARAS4025P)**5449.95**

Arrisun 60 6000 Watt HMI PAR

A 6000 watt powerhouse capable of throwing light a great distance. This light generates an incredibly even light field associated with the smaller Arrisun 40/25 and 12 plus. A 16.5" (420mm) lens set is available for the Arrisun 60, which allows for superior optical control of the light beam. Beam angles for this light range from 7° to 42°. This light can be attached to any large studio stand with a 1 1/8" (29 mm) female receiver. This light is available individually or in assorted kits. HMI lamps must be purchased separately.

Arrisun 60 (Mfr # 560300 • B&H # ARAS60P)**6564.95**



Arrisun 120 12,000 Watt HMI PAR

This 12,000 watt HMI PAR light packs a real punch. This light generates an incredibly even light field associated with all the Arrisun units and features the same design features and operating functions. A 21" lens set is available for the Arrisun 120, which allows for superior optical control of the light beam. Beam angles for this light range from 6° to 40°. This light can be attached to any large studio stand with a 1 1/8" (29mm) female receiver. This light is available individually or in assorted kits. HMI lamps must be purchased separately.

Arrisun 120 (Mfr # 562300 • B&H # ARAS120)**11,482.95**



Arrisun 5 HMI PAR Light Kit - consists of: Arrisun 5 Head, 400/575W Electronic Ballast, 5 Lens Set, Barndoors - NO HMI Bulb - 575 Total Watts (90-250v AC)

(B&H # ARAS5PEK)**5483.50**



Arri Arrisun 40/25 HMI PAR Light Kit (90-250VAC) - consists of: 40/25 HMI PAR, 50' Head-to-Ballast Cable • 2.5/4K Electronic Ballast • 5 Lens Set with Case • Barndoors

(B&H # ARAS4025PEK)**13,199.95**




Arrisun 60 HMI PAR Light Kit - consists of: Arrisun 60 Head, 6000W Electronic Ballast, 5 Lens Set, Barndoors - NO HMI Bulb - 6000 Total Watts (190-250v AC)

(B&H # ARAS60PEK)**17,749.95**

LOCATION & STUDIO FRESNELS

The ARRI Fresnel series is ideal for use where compact, lightweight tungsten Fresnel spotlights are required. Arri Fresnels are the perfect solution in small studios where grid height is a problem. The classic ARRI construction of corrosion resistant extruded and die cast aluminium maximizes body strength while maintaining the light weight of an ideal location fixture. Despite the small size, short focal length lenses with wider angles give more light output and better light distribution over the full beam area. Arri Fresnels are available in both manual and pole operated versions.



150-watt Fresnel

The Arri 150W is a small fresnel with great performance and location-tough construction. It features a 2" (50mm) fresnel lens. Superior optical performance and Arri's cast and extruded aluminum housing make this the perfect small fresnel. This unit uses lamps of 100W (ESR), 150W (ESP) and 200W (FEV). Along with the other Arri fresnels, the 150W Fresnel will mount to all stands and mounting accessories with a 5/8" stud. All lamps must be purchased separately. The use of a barndoor, scrim, snoot and filter frame add to the superb lighting quality produced by this light.

150W Fresnel Tungsten Light, 2" Lens (Mfr # 530100 • B&H # ARF150).....**248.95**

Bulb	Voltage	Watts	Life Hrs.	Color Temp	Item #	Price
ESR	120	100	750	3200° K	GBESR	17.95
ESP	120	150	1000	3200° K	GBESP	10.95
FEV	120	200	50	3200° K	GBFEV	12.50
A1248	230	150	150	3200° K	ARLF150X	31.95

300-watt Fresnel

The 300W Fresnel is designed to gather as much light as possible and direct it through the 3.2" (80mm) low expansion borosilicate fresnel lens which produces a soft, even field of light. A 25' heavy gauge A/C cord with an inline on/off switch is attached to the aluminum housing. The housing is ribbed for cooler operation, the ribs acting like heat sinks to help disperse any heat build-up. The yoke allows it to be attached to any 5/8" stud. Beam angle in the flood position is 49° while in the spot position it is a narrow 15°. Available individually or in a kit. Lamps must be purchased separately.

300W Fresnel Tungsten Light, 3" Lens (Mfr # 531300 • B&H # ARF300).....**326.95**

Bulb	Voltage	Watts	Life Hrs.	Color Temp	Item #	Price
FKW	120	300	150	3200° K	GBFKW	24.95
CP81	220	300	150	3200° K	ARLF300X	35.95



650-watt Plus Fresnel

Includes a 4.3" (110mm) lens and the same reflector, housing and power cord as the 300W Fresnel. The beam angle in the flood position is 52° while the beam angle in the spot position is 14.5°. This light is available individually or in portable kits. The lamp head accepts your choice of three 120 volts lamps or one 220 volt lamp, which must be purchased separately.

650W Fresnel Tungsten Light, 4.3" Lens (Mfr # 531600 • B&H # ARF650)**339.95**

Bulb	Voltage	Watts	Life Hrs.	Color Temp	Item #	Price
FRK	120	950	150	3200° K	GBFRK	29.95
FRG	120	500	150	3200° K	GBFRG	34.95
FKW	120	300	150	3200° K	GBFKW	24.95
CP89	220	650	150	3200° K	ARLF650X	35.95

LOCATION & STUDIO FRESNELS

Junior 1000 Plus 1000-watt Fresnel

Includes a 5.1" (130mm) lens, reflector, housing and power cord. The yoke can be used to attach this unit to either 5/8" stud, as well as larger studio stands with 1 1/8" receivers. Beam angles are 57° in the flood position and 11° in the spot position. The 1000W Plus Fresnel accepts a choice of two 120v lamps - the 1000W EGT and the 750W EGR; and one 220V lamp - the 1000W CP40. This unit is still small enough to fit into the studio and produce a large amount of light. Lamps must be purchased separately.

Arri Plus 1000 Watt Fresnel Tungsten Light (Mfr # 531100 • B&H # ARF1KS)**519.50**

Bulb	Voltage	Watts	Life Hrs.	Color Temp	Item #	Price
EGT	120	1000	250	3200° K	GBEGT	29.95
EGR	120	750	200	3200° K	GBEGR	49.95
CP40	200/240	1000	200	3200° K	ARLF1KX	42.95

Junior 2000 1000-watt Fresnel

Sporting a 6.9" (175mm) lens, this unit shares all the features of the 1000W Fresnel and is also available in three versions: the stand model, the hanging model and the pole operated model. The 2000W Fresnel accepts your choice of three 120v lamps and one 220v lamp (must be purchased separately). Beam angles are 60° in the flood position, 15° in the spot position.

Arri Plus 2000 Watt Fresnel Tungsten Light (Mfr # 531200 • B&H # ARF2KS)**639.95**

Bulb	Voltage	Watts	Life Hrs.	Color Temp	Item #	Price
CYX	120	2000	300	3200° K	GBCYX	57.50
CXZ	120	1500	300	3200° K	GBCXZ	97.50
CYV	120	1000	200	3200° K	GBCYV	57.50
CP41	220/240	2000	400	3200° K	ARLF2KX	42.95

Junior 5000 5000-watt Fresnel

Sharing all the features of the 2000W Studio Fresnel, this 5000W light comes in three versions and has a 10" (250mm) lens and uses either a 120v or 220v lamp (must be purchased separately). Beam angles are 62° in the flood position and 13° in spot position.

Arri Plus 500 Watt Fresnel Tungsten Light (Mfr # 531500 • B&H # ARF5KS)**928.95**

Bulb	Voltage	Watts	Life Hrs.	Color Temp	Item #	Price
DPY	120	5000	500	3200° K	GBDPY	274.95
CP29	220/240	5000	500	3200° K	ARLF5KX	174.95



Arri Arrilite-Fresnel Tungsten Four Light Wheeled Kit (120-240VAC/30VDC)

1800 Total Watts • Two Arrilite 600 Focus Floods • Two 300 Plus Fresnels • 120v Bulbs, Barndoors, Scrims • Color Frames, Stands • Wheeled Case

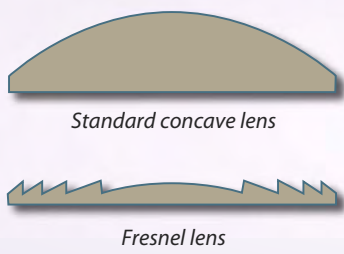
(Mfr # 571993W • B&H # ARALFMWCK)**2133.50**



Arrilite-Fresnel Tungsten Four Light Combo Kit (220-240VAC)

3300 Total Watts • Two 1K Arrilite Focus Floods • Two 650 Watt Fresnels • 220v Bulbs, Accessory Pack • Barndoors, Color Frames, Scrims, Stands, Heavy Duty Case

(Mfr # 571896 • B&H # ARALFCKX)**2458.50**



What is a Fresnel Lens?

Fresnel lenses were originally developed in the early 1800's for lighthouses, to make their light visible over greater distances. A Fresnel lens is much thinner than conventional lenses, yet it manages to provide a comparable level of magnification. This is accomplished by dividing the lens into ridge-like zones that progressively decrease in thickness (see diagram).

The result of this process is a much thinner lens. The down side is that there is a significant reduction in image quality, which is why Fresnel lenses are not generally used for projecting images. But they are ideal for photographic or video lighting, providing a lighter, thinner alternative to traditional lenses.

LOCATION & STUDIO FRESNELS



The versatile Arri Studio lampheads set the standard for wide-angle performance and high light output in studio applications. They are available in both manual and pole operated versions (except T24) and for dimming without color shift, dual-filament 1250/2500 and 2500/5000W options are offered.

For the biggest studio and film requirements the ARRI range includes the T12 and T24 giving dramatically higher outputs than the industry standard 10 and 20kW units.

The T12 utilizes a wide-angle 420mm lens which gives exceptionally smooth light distribution. Either 10kW or 12kW halogen lamps can be used.

The T24 can be used with a 20kW or a 24kW lamp and is complemented by a specially designed dimmer which prevents high current surges and prolongs lamp life. Lamp

changing is made easy by the opening rear panel and hinged reflector design.

Studio 1000 1000-watt Fresnel

A larger version of the 1000W Plus Fresnel, it accepts the same lamps. It includes a standard Arri lens of 6.9" (175mm). Reflector, housing, power cord, and yoke are the same as the 1000W Fresnel. The "stand model" can be used with either light-weight, "C" stands or larger studio stands with 1 1/8" receivers.

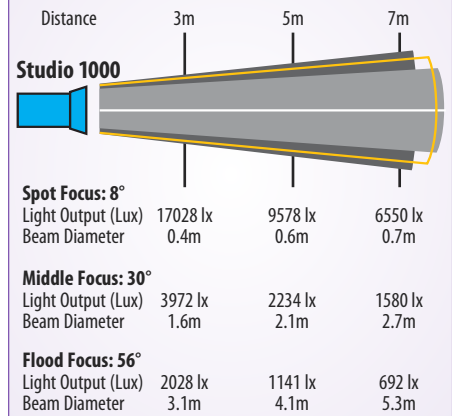
The "hanging model", designed to be hung from pipes and overhead grids comes with a pipe clamp to hang the light and a 2.5' power cord. And, the "pole operated" hanging model allows for pan/tilts, on/off, and spot/flood settings from a pole without reaching up to the lamp fixture. Lamps must be purchased separately.



Studio 1000 (Mfr # 532100 • B&H # ARSF1KS) **549.95**

Bulb	Voltage	Watts	Life Hrs.	Color Temp	Item #	Price
EGT	120	1000	250	3200° K	GBEGT	29.95
EGR	120	750	200	3200° K	GBEGR	49.95
CP40	200/240	1000	200	3200° K	ARLF1KX	42.95

Photometric Data:




Studio 2000 2000-watt Fresnel

The big brother of the 2000W Fresnel (uses the same lamp), the Studio 2000 shares the same features as the 1000W Studio Fresnel with the exception of the stand adapter on the yoke which only attaches to 1 1/8" receivers found on larger studio stands. It is available in the same three versions. A larger 10" (250mm) lens can be found on this unit, enabling it to cover a larger area with light. Beam angles are 62° in the flood position and 10° in the spot position. Lamps must be purchased separately.

Studio 2000 (Mfr # 532200 • B&H # ARSF2KS) **843.50**

Bulb	Voltage	Watts	Life Hrs.	Color Temp	Item #	Price
CYX	120	2000	300	3200° K	GBCYX	57.50
CXZ	120	1500	300	3200° K	GBCXZ	97.50
CYV	120	1000	200	3200° K	GBCYV	57.50
CP41	220/240	2000	400	3200° K	ARLF2KX	42.95

Photometric Data:



LOCATION & STUDIO FRESNELS



Barndoors not included

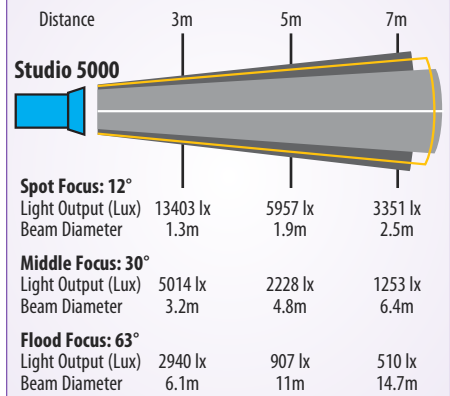
Studio 5000 5000-watt Fresnel

The big brother of the 5000W Fresnel, this unit, the 5000W Studio Fresnel shares all the same features, is available in the same three versions, and accepts the same lamps (must be purchased separately). Beam angles are 67° in the flood position and 13° in the spot position. The lens is 11.8" (300mm).

5000W Studio Fresnel
(Mfr # 532500 • B&H # ARSF5KS) **1157.50**

Bulb	Voltage	Watts	Life Hrs.	Color Temp	Item #	Price
DPY	120	5000	500	3200° K	GBDPY	274.95
CP41	220/240	5000	500	3200° K	ARLF5KX	174.95

Photometric Data:



T12 12,000-watt Fresnel

Allows the use of 10,000 and 12,000-watt lamps. Comes in the same three versions as the 5000W Studio Fresnel. Each version comes set up for operation with either a 120v or 220v A/C power. The light features a 16.7" (425mm) lens and has a 1 1/8" male stand mount. Beam angles are 54° in the flood position and 13° in the spot position. Lamps must be purchased separately.

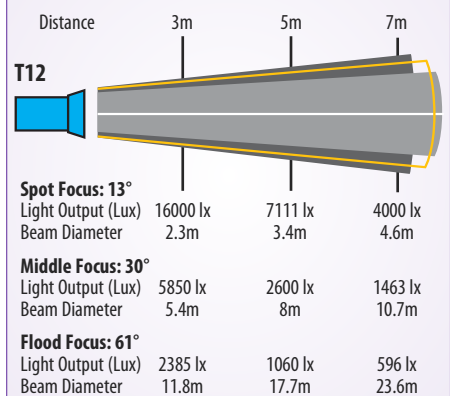
T12 12000w Fresnel
(Mfr # 533100 • B&H # ARFT12S) **2976.50**



Barndoors not included

Bulb	Voltage	Watts	Life Hrs.	Color Temp	Item #	Price
DTY	120	10,000	300	3200° K	GBDTY	749.95
CP83	230	10,000	500	3200° K	GBCP83	499.95

Photometric Data:



T24 24,000-watt Fresnel

The T24 has an improved cooling system that allows the use of 20,000 and 24,000-watt lamps. The lens diameter of 24.6" (625mm) guarantees high light output and a particularly even light spread. To avoid high starting current, the T24 is powered by an external dimmer. The built-in pre heating function protects the coiled filament and guarantees long bulb life. A 6.6' (2m) heavy duty cable with an inline switch is provided. Beam angles are 60° in the flood position and 14° in the spot position. Available only in 220 volt. Lamps are purchased separately.

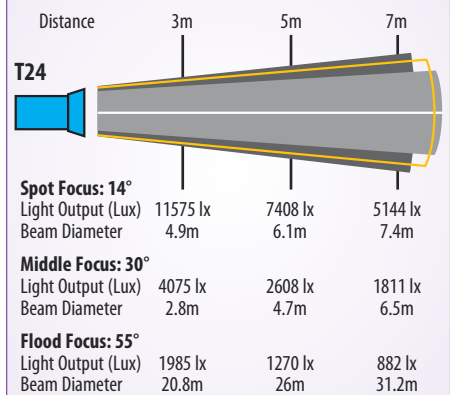
T24 24,000w Fresnel
(Mfr # 533200 • B&H # ARFT24S) **9972.50**



Barndoors not included

Bulb	Voltage	Watts	Life Hrs.	Color Temp	Item #	Price
KP220H	220	24,000	150	3400° K	ARLKP240T24	2474.50

Photometric Data:



ARRILITE SERIES

Open Face Tungsten Lampheads

ARRILITE focusing floodlights have for many years been the mainstay of general lighting tasks for fast turnaround reporting or studio use. Their very high light output is ideal for bouncing or diffusing as well as wide area coverage.

The double skin construction using a thermoplastic housing with aluminum inner shell gives superior hot-handling capability while keeping weight down. Computer designed reflectors give exceptionally even fields of illumination and all models are focusable. The matte-finish barndoors have spring slips for easy use of color correction filters or diffusion materials. Accessory holders are fully rotatable and are ideal for the use of several accessories simultaneously, such as scrims, dichroic filters, etc.




Barndoors not included

ARRILITE 600

The "baby" of the Arrilites, the 600 has a 5" open face and a 11.5' power cable. The thermoplastic housing incorporates an anodized aluminum reflector for maximum light efficiency. Beam angles are 90° in the flood mode and 34° in the spot position. The yoke adapts this light to any 5/8" or smaller lightstand, stud or mounting accessory. When fitted with a DYS 600 watt bulb (available separately), this focusing flood will provide a beam of 240 footcandles, 6.1' in diameter @ full spot, from a distance of 10'. It will throw a beam of 63 footcandles 20' in diameter @ full flood, from the same distance. This light accepts four lamps, including the 250 watt 30v "DYG" that can operate off a 30v battery. Includes an accessory holder and a safety mesh. Lamps must be purchased separately. (Mfr # 571600 • B&H # ARAL600)**306.50**

flood, from the same distance. This light accepts four lamps, including the 250 watt 30v "DYG" that can operate off a 30v battery. Includes an accessory holder and a safety mesh. Lamps must be purchased separately. (Mfr # 571600 • B&H # ARAL600)**306.50**

Bulb	Voltage	Watts	Life Hrs.	Color Temp	Item #	Price
DYS	120	600	75	3200° K	GBDYS	10.95
EKB	120	420	75	3200° K	GBEKB	18.49
DYG	30	250	15	3200° K	GBDYG	17.50
DYR	220	650	50	3200° K	GBDYR	18.95



ARRILITE 650

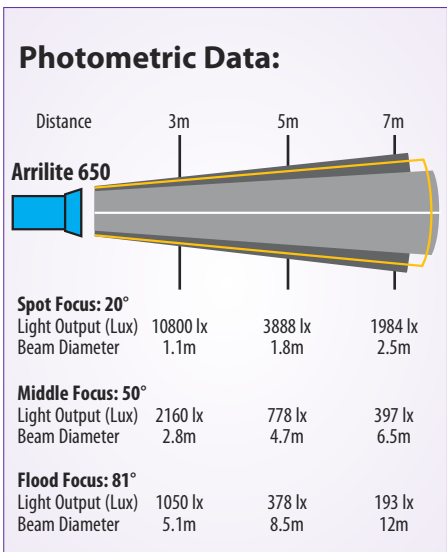
The 650 is the larger brother of the 600 and throws a beam that is almost twice the power (in footcandles). This 650W light features an injection-molded thermoplastic body with a unique inner aluminum shell and the same reflector featured in the Arrilite 600. A 7 1/4" open face provides beam angles of 70° when in the flood position and 26° in the spot position. The Arrilite 650 will throw a beam of 450 footcandles 4.3 ft (1.4m) in diameter @ full spot, from a distance of 10'. It will provide a beam of 100 footcandles, 14' diameter @ full flood, from the same distance. Includes 11.5' power cord with an in-line on/off switch, accessory holder and a safety mesh. Lamps must be purchased separately.

(Mfr # 571065 • B&H # ARAL650)**306.50**



Barndoors not included

Bulb	Voltage	Watts	Life Hrs.	Color Temp	Item #	Price
FAD	120	650	100	3200° K	GBFAD	14.95
FBX	120	650	100	3200° K	GBFBX	29.95
DXX	240	800	75	3200° K	GBDXX	18.95



ARRILITE SERIES

ARRILITE 1000

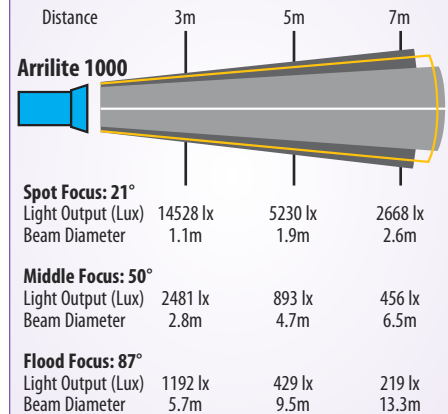
As an open-faced fixture, this unit is designed for a wide range of film and video lighting applications. It includes an accessory holder and safety mesh. Sharing all the same features, size, weight and accessories as the Arrilite 650, the 1000 provides beam angles of 65° in the flood position and 24° in the spot position. When fitted with a DXW 1000W bulb, this fixture will throw a beam of 695 footcandles 4.3' in diameter, @ full spot, from a distance of 10'. It will provide a beam of 145 footcandles 13' in diameter @ full flood, from the same distance. The Arrilite 1000 takes three different lamps, and is a perfect compliment as a higher output light that fits with the 650 kits. Lamps must be purchased separately.



ARRILITE 1000 (Mfr # 571100 • B&H # ARAL1K)309.95

Bulb	Voltage	Watts	Life Hrs.	Color Temp	Item #	Price
DXW	120	1000	150	3200° K	GBDXW	28.95
DXN	120	1000	50	3200° K	GBDXN	23.95
P235	220	1000	150	3200° K	ARLAL1KX	26.50

Photometric Data:



ARRILITE 2000


With a large 10" open face, this is the largest of the Arrilites. The 2000 handles the broadest range of video location and studio lighting requirements. Weighing only 8.7 lbs., the higher output of the 2000 allows greater flexibility for key, fill, or bounce lighting. When fitted with an FEY 2K bulb), this fixture will emit a beam of 1080 footcandles, 5.1' in diameter @ full spot, from a distance of 15'. It will throw a beam of 200 footcandles 15.9' in diameter @ full flood, from the same distance. Includes a heavy duty cable, an accessory holder and a safety mesh. Lamps must be purchased separately.



ARRILITE 2000 (Mfr # # 571200 • B&H # ARAL2K)458.50

Bulb	Voltage	Watts	Life Hrs.	Color Temp	Item #	Price
DXW	120	1000	150	3200° K	GBDXW	28.95
DXN	120	1000	50	3200° K	GBDXN	23.95
P235	220	1000	150	3200° K	ARLAL1KX	26.50

Photometric Data:



Arri Arrilite-Fresnel Tungsten Four Light Combo Kit (220-240VAC)

3300 Total Watts • Two 1K Arrilite Focus Floods • Two 650 Watt Fresnels • 220V Bulbs, Accessory Pack • Barndoors, Color Frames, Scrim, Stands, Heavy Duty Kit Case

(Mfr # 571896 • B&H # ARALFCKX)2458.50



Arri Arrilite 1000 Tungsten Four Light Kit (220-240VAC)

4000 Total Watts, 220V Bulbs • Four Arrilite 1K Focus Floods • Accessory Kit • Barndoors, Scrim, Stands • Heavy Duty Kit Case

(Mfr # 571851 • B&H # ARAL1K4KX)2544.50



FILL LIGHTS

The ARRI Tungsten Softlights, Miniflood, and Minicyc with their unique optical design and rugged construction, complement the ARRI Spotlight range, particularly for studio use but also on location where large area softlights are required. Light is emitted from virtually the entire frontal rectangular area and, as a result, the units can be positioned close together to provide larger area multiple arrays of softlights as and when required.

Arrisoft 1000

The small size and light weight of the Arrisoft 1000 make it an excellent solution for that soft-fill or main light needed, especially in situations where bulky soft boxes would not be the choice fixture to use. Includes a heavy duty 25' cable. Lamps must be purchased separately.

ARRISOFT 1000 Tungsten Soft Light (Mfr # 536100 • B&H # ARAS1K).....**419.95**

Arrisoft 2000

Perfect for studio and tough location situations, the Arrisoft 2000 delivers the brightest and most controllable light of any softlight available. Its light source measures 8.2 x 17.1" with a beam angle of 73 x 71°. Using the same lamps as the Arrisoft 1000, the Arrisoft 2000 accepts two lamps. Includes a heavy duty 25' cable. Lamps must be purchased separately.

ARRISOFT 2000 Tungsten Soft Light (Mfr # 536200 • B&H # ARAS2K)**492.95**

Mini-Flood and Mini-Cyc

The Mini-Flood and Mini-Cyc are specially designed fixtures for special applications that utilize the same lightweight housing. The Mini-Cyc's asymmetrical reflector is ideal for close-in applications or cyclorama or backdrops. The Mini-Flood is an all purpose fill-light with a smooth, even field and higher output than comparable fixtures. The Mini-Flood comes with a 25' cord with an in-line switch, the Mini-Cyc comes with a 30' cable. An integral barndoor with a filter holder is included with both models. In addition, the Mini-cyc comes with a pipe clamp. The Mini-Flood and Mini-Cyc use the same lamps as the Arrisoft 1000/2000. Lamps must be purchased separately.

Mini-Flood 1000W with Integral Barndoor 25' Cord with Switch (Mfr # 572100 • B&H # ARMF1K)**293.50**

Mini-Cyc 1000W with Integral Barndoor, Pipe Camp and 33' Cable (Mfr # 535100 • B&H # ARMC1K).....**337.50**

Bulb	Voltage	Watts	Life Hrs.	Color Temp	Item #	Price
FCM	120	1000	400	3200° K	GBFCM	12.89
FHM	120	1000	400	3200° K	GBFHM	12.95
EME	220	800	250	3200° K	GBEME	17.95
EMF	240	800	250	3200° K	GBEMF	18.79
EJG	120	750	400	3200° K	GBEJG	22.95

Egg Crate for Arrisoft 1000 (Mfr # 536115 • B&H # ARECAS1K).....**94.95**

Filter Frame (Mfr # 536120 • B&H # ARFFAS1K)**29.95**

White Reflector (spare) (Mfr # 536125 • B&H # ARRWAS1K).....**23.95**

Hard (aluminum) Reflector (Mfr # 536126 • B&H # ARRHAS1K)**28.50**


Heavy Duty Case (39 x 18 x 131") (Mfr # 571196 • B&H # ARCAS1K).....**501.95**

Egg Crate for Arrisoft 2000 (Mfr # 536215 • B&H # ARECAS2K)**124.95**

Filter Frame for Arrisoft 2000 (Mfr # 536220 • B&H # ARFFAS2K).....**33.95**

White Reflector for Arrisoft 2000 (Mfr # 536225 • B&H # ARRWAS2K).....**28.50**


Hard Reflector for Arrisoft 2000 (Mfr # 536226 • B&H # ARRHAS2K).....**37.95**



Arrisoft 1000



Arrisoft 2000



Mini-Cyc



ARRILITE KITS

Rugged, durable ARRI Lighting Kits help you bring studio quality lighting to portable productions. Available in 25 versatile combinations, they combine professional fixtures with a wide range of accessories. ARRI also designed a wheeled version of their popular Compact Kit Cases for better handling and mobility. All ARRI Kits that use these cases are available with or without wheels.

Choosing an ARRI Lighting Kit

The best kit for your application depends on your production needs and artistic preferences. Ideally the kit should offer the flexibility to work in many different situations. You'll want to consider fixture types, total wattage and the size and weight of the kit. If you need softer lighting you should look carefully at the kits containing Chimera Softbanks. The first step is to determine what light source best suits your needs.

Choosing a Light Source

The two basic fixture types in ARRI Kits are open-faced ARRILITES and Fresnel-lensed lights. Both provide a focusable, even field of light that can be used to create a wide variety of light qualities and moods for your productions. As a general rule, ARRILITES provide higher output while Fresnels offer more control.

**ARRILITE 600/
3 Light Compact Kit (40 lbs)**

- (3) **ARRILITE 600's** (571600)
- (3) Barndoors (571610)
- (3) 5" Full Single Scrims (531350)
- (3) 5" Full Double Scrim (531352)
- (3) DYS 600W Lamps (571640)
- (3) AS-01 Stands (570051)
- (1) Compact 4-Light Case
(32½"x17"x10½") (571192)

ArriLite 600 / 3 Light Compact Kit

(Mfr # 571905 • B&H # ARAL6003K)**1398.95**

Same as above with Wheeled Kit Case

(Mfr # 571905W • B&H # ARAL6003WCK)**1564.95**

ArriLite 600 / 3 Light Compact Kit (220V)

(Mfr # 571805 • B&H # ARAL6003KX)**1725.95**

Same as above with Wheeled Kit Case

(Mfr # 571505W • B&H # ARAL6003WCKX)**1629.95**

**ARRILITE 650/
3 Light Compact Kit (40 lbs)**

- (3) **ARRILITE 650's** (571065)
- (3) Barndoors (571110)
- (3) 7¼" Full Single Scrims (571150)
- (3) 7¼" Full Double Scrims (571152)
- (3) FAD 650W Lamps (571140)
- (3) AS-01 Stands (570051)
- (1) Compact 3-Light Case
(32½"x17"x10½") (571194)

ArriLite 650 / 3 Light Compact Kit

(Mfr # 571915 • B&H # ARAL6503K)**1494.95**

Same as above with Wheeled Kit Case

(Mfr # 571915W • B&H # ARAL6503WCK)**1584.50**

ArriLite 650 / 3 Light Compact Kit (220V)

(Mfr # 571815 • B&H # ARAL6503KX)**1599.95**

Same as above with Wheeled Kit Case

(Mfr # 571815W • B&H # ARAL6503WCKX)**1649.95**

**ARRILITE 1000/
3 Light Compact Kit (40 lbs)**

- (3) **ARRILITE 1000's** (571100)
- (3) Barndoors (571110)
- (3) 7¼" Full Single Scrims (571150)
- (3) 7¼" Full Double Scrims (571152)
- (3) DXW 1000W Lamps (571145)
- (3) AS-01 Stands (570051)
- (1) Compact 3-Light Case
(32½"x17"x10½"), (571194)

ArriLite 1000 / 3 Light Compact Kit

(Mfr # 571925 • B&H # ARAL1K3K)**1523.95**

Same as above with Wheeled Kit Case

(Mfr # 571925W • B&H # ARAL1K3WCK)**1584.50**

ArriLite 1000 / 3 Light Compact Kit (for 220V)

(Mfr # 571825 • B&H # ARAL6503KX)**1599.95**

**ARRILITE 1000/
4 Light Heavy Duty Kit (75 lbs)**

- (4) **ARRILITE 1000's** (571100)
- (4) Barndoors (571110)
- (4) 7¼" Full Single Scrims (571150)
- (4) 7¼" Full Double Scrims (571152)
- (4) DXW 1000W Lamps (571145)
- (4) AS-2 Stands (570050)
- (1) Accessory Pack (571701)
- (1) Heavy Duty Case (40"x19"x13½") (571197)

ArriLite 1000 / 4 Light Heavy Duty Kit

(Mfr # 571951 • B&H # ARAL1K4K)**2159.95**

ArriLite 1000 / 4 Light Heavy Duty Kit

(220V) (Mfr # 571851 • B&H # ARAL1K4KX)**2544.50**

**ARRILITE 2000/
2 Light Heavy Duty Kit (60 lbs)**

- (2) **ARRILITE 2000's** (571200)
- (2) Barndoors (571210)
- (2) 10" Full Single Scrim (571250)
- (2) 10" Full Double Scrims (571252)
- (2) FEY 2000W Lamps (571240)
- (2) AS-2 Stands (570050)
- (1) Heavy Duty Case (40"x19"x15") (571295)

ArriLite 2000 / 2 Light Heavy Duty Kit

(Mfr # 571972 • B&H # ARAL2K2K)**1604.95**

ArriLite 2000 / 2 Light Heavy Duty Kit

(220V) (Mfr # 571872 • B&H # ARAL2K2KX)**1864.95**

FRESNEL KITS



- Focusable (spot to flood)
- Smooth, even field improved by glass Fresnel lens • Narrow beam spread in spot focus • Easy to shape light with barndoors, flags, and nets
- Most popular choice to light talent directly
- Often used as key light, hair/separation light, or as accent/background lighting source
- Best Use: Controlled direct, hard light source for people, products and backgrounds where sharper, more defined shadows are desired

Fresnel 150/4 Mini Light Kit

- (4) 150W Fresnels 530100, (4) Barndoors 530110
- (4) Filter Frames 530120
- (4) 3" Full Single Scrims (530150)
- (4) 3" Full Double Scrims (530152)
- (4) ESP 150W Lamps (530143)
- (1) Ceiling Scissor Clamp (570112)
- (4) AS-01 Stands (570051)
- Compact 4-Light Case (32 $\frac{1}{2}$ "x17"x10 $\frac{1}{2}$ ") 571192

Fresnel 150 / 4 Mini Light Kit

- (Mfr # 571902 • B&H # ARF1504K)1759.95
- Same as above with Wheeled Kit Case
- (Mfr # 571902W • B&H # ARF1504WCK)1893.95
- Fresnel 150 / 4 Mini Light Kit (for 220V)**
- (Mfr # 571802 • B&H # ARF1504KX)2023.50
- Same as above with Wheeled Kit Case
- (Mfr # 571802W • B&H # ARF1504WCKX)2069.95

150/300 Fresnel
4 Light Mini Kit (48 lbs)

- (2) 150W Fresnels 530100, (2) Barndoors 530110,
- (2) Filter Frames 530120, (2) 3" Full Single Scrims 530150, (2) 3" Full Double Scrims 530152),
- (2) ESP 150W Lamps 530143)
- (2) 300W Fresnels (531300)
- (2) Barndoors (531310), (2) Filter Frames 531320,
- (2) 5" Full Single Scrims 531350, (2) 5" Full Double Scrims 531352, (2) FKW 300W Lamps 531340, Ceiling Scissor Clamp 570112, (4) AS-01 Stands 570051, Compact 3-Light Case (32 $\frac{1}{2}$ "x17"x10 $\frac{1}{2}$ ") 571194

Fresnel 150/300 4 Mini Light Kit

- (Mfr # 571994 • B&H # ARF150300K)1987.95
- Same as above with Wheeled Kit Case
- (Mfr # 571994W • B&H # ARF150300WCK)2069.95

Fresnel 150/300 4 Mini Light Kit (for 220V)

- (Mfr # 571894 • B&H # ARF150300KX)2124.95
- Same as above with Wheeled Kit Case
- (Mfr # 571894W • B&H # ARF150300WCKX)2173.50

Fresnel 650/
3 Light Compact Kit (50 lbs)

- (3) 650W Fresnels (531600),
- (3) Barndoors (531610)
- (3) Filter Frames (531620)
- (3) 6 $\frac{5}{8}$ " Full Single Scrims (531650)
- (3) 6 $\frac{5}{8}$ " Full Double Scrims (531652)
- (3) FRK 650W Lamps (531640)
- (3) AS-01 Stands (570051)
- Compact 3-Light case
- (32 $\frac{1}{2}$ "x17"x10 $\frac{1}{2}$ ") (571194)

Fresnel 650/3 Light Compact Kit

- (Mfr # 571979 • B&H # ARF6503K)1793.95
- Same as above with Wheeled Kit Case
- (Mfr # 571979W • B&H # ARF6503WCK)1909.95

Fresnel 650/3 Light Compact Kit (for 220V)

- (Mfr # 571879 • B&H # ARF6503KX)1934.95
- Same as above with Wheeled Kit Case
- (Mfr # 571879W • B&H # ARF6503WCKX)1983.50

650/4 FRESNEL KIT (82 lbs)

- (4) 650W Fresnels 531600, (4) Barndoors 531610,
- (4) Filter Frames 531620, (4) 6 $\frac{5}{8}$ " Full Single Scrims 531650, (4) 6 $\frac{5}{8}$ " Full Double Scrims 531652, (4) FRK 650W Lamps 531640, (4) AS-2 Stands 570050, Accessory Pack 571700, Heavy Duty Case (40"x19"x13 $\frac{1}{2}$ ") 571197

Fresnel 650/ 4 Fresnel Light Kit

- (Mfr # 571980 • B&H # ARF6504K)2439.95

Fresnel 650/ 4 Fresnel Light Kit (for 220V)

- (Mfr # 571880 • B&H # ARF6504KX)2624.95

150/300/650 Compact
Fresnel Kit (45 lbs)

- 150W Fresnel (530100), Barndoor (530110), Filter Frame (530120), 3" Full Single Scrim (530150), 3" Full Double Scrim (530152), ESP 150W Lamp (530143),
- 300W Fresnel (531300), Barndoor (531310), Filter Frame (531320), 5" Full Single Scrim (531350), 5" Full Double Scrim (531352), FKW 300W Lamp 5
- 650W Fresnel (531600), Barndoor (531610), Filter Frame (531620), 6 $\frac{5}{8}$ " Full Single Scrim (531650), 6 $\frac{5}{8}$ " Full Double Scrim (531652), FRK 650W Lamp 531640, (3) AS-01 Stands (570051), Compact 3-Light Case (32 $\frac{1}{2}$ "x17"x10 $\frac{1}{2}$ ") 571194

Fresnel 150/300/650 Compact Light Kit

- (Mfr # 571959 • B&H # ARCF3LK)1712.95
- Same as above with Wheeled Kit Case
- (Mfr # 571959W • B&H # ARCF3LWK)1759.95

Fresnel 150/300/650 Compact Kit (for 220V)

- (Mfr # 571859 • B&H # ARCF3LKX)1752.50
- Same as above with Wheeled Kit Case
- (Mfr # 571859W • B&H # ARCF3LWKX)1799.50

150/300/650 Fresnel Kit (80 lbs)

- (2) 150W Fresnels 530100, (2) Barndoors 530110,
- (2) Filter Frames 530120, (2) 3" Full Single Scrims 530150, (2) 3" Full Double Scrims 530152, (2) ESP 150W Lamps 530143,
- 300W Fresnel 531300, Barndoor 531310, Filter Frame 531320, 5" Full Single Scrim 531350, 5" Full Double Scrim 531352, FKW 300W Lamps 531340,
- (2) 650W Fresnels 531600, (2) Barndoors 531610, (2) Filter Frames 531620, (2) 6 $\frac{5}{8}$ " Full Single Scrims 531650, (2) 6 $\frac{5}{8}$ " Full Double Scrims 531652, (2) FRK 650W Lamps 531640, Accessory Pack 571700, Super Clamp w/ $\frac{5}{8}$ " Stud 570035
- Ceiling Scissor Clamp 570112, (4) AS-2 Stands 570050, Heavy Duty Case (40"x19"x13 $\frac{1}{2}$ ") 571197

Fresnel 150/300/650 Compact Light Kit

- (Mfr # 571983 • B&H # ARF5K)2669.95

Fresnel 150/300/650 Compact Kit (for 220V)

- (Mfr # 571883 • B&H # ARF5KX)3099.95

SOFTBANK KITS

300/650 Compact Fresnel Kit (47 lbs)

(2) **300W Fresnels** 531300, (2) Barndoors 531310, (2) Filter Frames 531320, (2) 5" Full Single Scrims 531350, (2) 5" Full Double Scrims 531352, (2) FKW 300W Lamps 531340, **650W Fresnel** 531600, Barndoor 531610 Filter Frame 531620, 6 5/8" Full Single Scrim 531650, 6 5/8" Full Double Scrim 531652, FRK 650W Lamp 531640, (3) AS-01 Stands 570051 Compact 3-Light Case (32 1/2"x17"x10 1/2") 571194

Fresnel 300/650 Compact Light Kit
(Mfr # 571969 • B&H # ARCF300650K)**1789.95**
Same as above with Wheeled Kit Case
(Mfr # 571969W • B&H # ARCF300650WK)**1838.50**

Softbank D2 Kit (for 220V)
(Mfr # 571869 • B&H # ARCF300650KX)**1829.50**
Same as above with Wheeled Kit Case
(Mfr # 571869W • B&H # ARCF300650WKX)**1876.95**

300/650 Fresnel 4 Light Combo Kit (85 lbs)

(2) **300W Fresnels** 531300, (2) Barndoors 531310
(2) Filter Frames (531320)
(2) 5" Full Single Scrims (531350)
(2) 5" Full Double Scrims (531352)
(2) FKW 300W Lamps (531340)
(2) **650W Fresnels** 531600, (2) Barndoors 531610
(2) Filter Frames (531620)
(2) 6 5/8" Full Single Scrims (531650)
(2) 6 5/8" Full Double Scrims (531652)
(2) FRK 650W Lamps (531640)
(4) AS-2 Stands (570050), Accessory Pack (571700), Heavy Duty Case (40"x19"x13 1/2") 571197


Fresnel 300/650 4 Light Combo Kit
(Mfr # 571985 • B&H # ARF300650K)**2333.95**
300/650 4 Light Combo Kit (for 220V)
(Mfr # 571885 • B&H # ARF300650KX)**2659.95**

1000/3 Fresnel Light Kit (86 lbs)

(3) **1000W Fresnels** (531100), (3) Barndoors (531110), (3) Filter Frames (531120)
(3) 7 1/4" Full Single Scrims (531150)
(3) 7 3/4" Full Double Scrims (531152)
(3) EGT 1000W Lamp (531145)
(3) AS-2 Stands 570050, Accessory Pack (571700) Heavy Duty Case (40"x19"x13 1/2") 571197

Fresnel 1000/ 3 Light Kit
(Mfr # 571975 • B&H # ARF1K3K)**2418.50**

Fresnel 1000/ 3 Light Kit (for 220V)
(Mfr # 571875 • B&H # ARF1K3KX)**Call**



ARRI Softbank I Kit

ARRI SOFTBANK KITS

ARRI Softbank Kits combine hard Fresnel sources with a Chimera Softbank. The larger diffused Softbank creates a soft, less defined shadow edge (soft light) like that of a cloudy day and is excellent for interview situations. The use of softer light sources is more forgiving when lighting people. However, diffused soft sources can be difficult to control as they disperse light in many directions. Use care to control the "spill light"

Softbank I Kit (86 lbs)

300W Fresnel (531300), Barndoor (531310), Filter Frame (531320), 5" Full Single Scrim (531350), 5" Full Double Scrim (531352), FKW 300W Lamp (531340),
2 each of the following: **650W Fresnel** (531600), Barndoor (531610), Filter Frame (531620), 6 5/8" Full Single Scrim (531650), 6 5/8" Full Double Scrim (531652), FRK 650W Lamp (531640),

Softbank I Kit (Mfr # 571984 • B&H # ARSB1K)**2589.95**
Softbank I Kit (for 220V)(Mfr # 571884 • B&H # ARSB1KX)**2973.95**

One each of the following: **ARRILITE 1000** (571100), Barndoor (571110), 7 1/4" Full Single Scrim (571150), 7 1/4" Full Double Scrim (571152) Chimera Video Pro Bank, Small (24"x32") (571159) Chimera 7 1/4" Speed Ring (571158) DXW 1000W Lamp (571145) , (4) AS-2 Stands (570050) Accessory Pack (571700), Heavy Duty Case (40"x19"x13 1/2") (571197)

Softbank II KIT (82 lbs)

3 each of the following: **650W Fresnel** (531600), Barndoor (531610), Filter Frame (531620), 6 5/8" Full Single Scrim (531650), 6 5/8" Full Double Scrim (531652), FRK 650W Lamp (531640)

Softbank II Kit (Mfr # 571989 • B&H # ARSB2K)**2692.95**
Softbank II Kit (for 220V) (Mfr # 571889 • B&H # ARSB2KX)**2947.95**

7 1/4" Full Double Scrim (571152), Chimera Video Pro Bank 571159, Small (24"x32") Chimera 7 1/4" Speed Ring (571158) DXW 1000W Lamp (571145) (4) AS-2 Stands (570050), Accessory Pack (571700), Heavy Duty Case (40"x19"x13 1/2") (571197)

Softbank IV Kit (78 lbs)

2 each of the following: **150W Fresnel** (530100), Barndoor (530110), Filter Frame (530120), 3" Full Single Scrim (530150), 3" Full Double Scrim (530152), ESP 150W Lamp (530143)

1 each of the following:
300W Fresnel (531300) Barndoor (531310), Filter Frame (531320), 5" Full Single Scrim (531350), 5" Full Double Scrim (531352), FKW 300W Lamp (531340)

650W Fresnel (531600), Barndoor (531610), Filter Frame (531620), 6 5/8" Full Single Scrim (531650), 6 5/8" Full Double Scrim (531652), FRK 650W Lamp (531640)

ARRILITE 1000 (571100), Barndoor (571110), 7 1/4" Full Single Scrim (571150), 7 1/4" Full Double Scrim (571152), DXW 1000W Lamp (571145), Chimera Video Pro Bank (571159), Small (24"x32") Chimera 7 1/4" Speed Ring (571158), Accessory Pack (571700), Super Clamp w/ 5/8" Stud (570035), Ceiling Scissor Clamp (570112), (4) AS-2 Stand (570050), Heavy Duty Case (40"x19"x13 1/2") (571197)

Softbank IV Kit (Mfr # 571991 • B&H # ARSB4K)**2998.50**
Softbank IV Kit (for 220V) (Mfr # 571891 • B&H # ARSB4KX)**2983.50**

SOFTBANK SERIES D KITS



ARRI Softbank D1 Kit

ARRI SOFTBANK SERIES D KITS

Designed for use with modern digital video cameras. The total wattage has been reduced for these more light sensitive cameras with no loss of control or light quality. ARRI Fresnels with their wide flood to spot ratio are easy to control and the Video Pro XS Softbank is great for interviews and the ideal size for tight locations. Try using a piece of opal or frost in the filter frame on the Fresnel to completely fill the Softbank and reduce the light level.

Softbank D1 KIT (48 lbs)

150W Fresnel (530100), Barndoor (530110), Filter Frame (530120), 3" Full Single Scrim (530150), 3" Full Double Scrim (530152), ESP 150W Lamp (530143),	650W Fresnel (531600) Barndoor (531610), Filter Frame (531620), 6 ⁵ / ₈ " Full Single Scrim (531650), 6 ⁵ / ₈ " Full Double Scrim (531652), Chimera Speed Ring (531658), Chimera Video Pro Bank, XS (16"x22"), (571659) FRK 650W Lamp (531640), Ceiling Scissor Clamp (570112), (3) AS-01 Stands (570051) Compact 3-Light Case (32 ¹ / ₂ "x17"x10 ¹ / ₂ ") 571194
300W Fresnel (531300), Barndoor (531310), Filter Frame (531320), 5" Full Single Scrim (531350), 5" Full Double Scrim (531352), FKW 300W Lamp (531340),	
Softbank D1 Kit (Mfr # 571960 • B&H # ARSBD1K).....	1894.95
Same as above with Wheeled Kit Case (Mfr # 571960W • B&H # ARSBD1WCK)	1994.50
Softbank D1 Kit (for 220V) (Mfr # 571860 • B&H # ARSBD1KX).....	2042.95
Same as above with Wheeled Kit Case (Mfr # 571860W • B&H # ARSBD1WCKX)	2089.95

Softbank D2 Kit (50 lbs)

2 each of the following: 300W Fresnel (531300), Barndoor (531310), Filter Frame (531320), 5" Full Single Scrim (531350), 5" Full Double Scrim (531352), FKW 300W Lamp (531340)	6 ⁵ / ₈ " Full Double Scrim (531652), Chimera Speed Ring (531658), Chimera Video Pro Bank, XS (16"x22") (571659), FRK 650W Lamp (531640), Ceiling Scissor Clamp (570112), (3) AS-01 Stands (570051), Compact 3-Light Case (32 ¹ / ₂ "x17"x10 ¹ / ₂ ") 571194
1 each of the following: 650W Fresnel (531600), Barndoor (531610), Filter Frame (531620), 6 ⁵ / ₈ " Full Single Scrim (531650),	
Softbank D2 Kit (Mfr # 571961 • B&H # ARSBD2K).....	1929.95
Same as above with Wheeled Kit Case (Mfr # 571961W • B&H # ARSBD2WCK)	2059.95
Softbank D2 Kit (for 220V) (Mfr # 571861 • B&H # ARSBD2KX).....	2101.95
Same as above with Wheeled Kit Case (Mfr # 571861W • B&H # ARSBD2WCKX)	2149.95

Softbank D3 Kit (44 lbs)

2 each of the following: 150W Fresnel (530100), Barndoor (530110), Filter Frame (530120), 3" Full Single Scrim (530150), 3" Full Double Scrim (530152), ESP 150W Lamp (530143)	6 ⁵ / ₈ " Full Single Scrim (531650), 6 ⁵ / ₈ " Full Double Scrim (531652), Chimera Speed Ring (531658), Chimera Video Pro Bank, XS (16"x22") (571659), FRK 650W Lamp (531640), Ceiling Scissor Clamp (570112), (3) AS-01 Stand (570051), Compact 3-Light Case (32 ¹ / ₂ "x17"x10 ¹ / ₂ ") 71194
1 each of the following: 650W Fresnel (531600), Barndoor (531610), Filter Frame (531620),	
Softbank D2 Kit (Mfr # 571961 • B&H # ARSBD2K).....	1929.95
Same as above with Wheeled Kit Case (Mfr # 571961W • B&H # ARSBD2WCK)	2059.95
Softbank D2 Kit (for 220V) (Mfr # 571861 • B&H # ARSBD2KX).....	2101.95
Same as above with Wheeled Kit Case (Mfr # 571861W • B&H # ARSBD2WCKX)	2149.95

Softbank D4 Kit (50 lbs)

(2 each of the following) 150W Fresnel (530100) Barndoor (530110), Filter Frame (530120), 3" Full Single Scrim (530150) 3" Full Double Scrim (530152) ESP 150W Lamp, (530143)	
1 each of the following: 300W Fresnel (531300) Barndoor (531310), Filter Frame (531320), 5" Full Single Scrim (531350) 5" Full Double Scrim (531352) FKW 300W Lamp (531340)	
650W Fresnel (531600) Barndoor (531610), Filter Frame (531620) 6 5/8" Full Single Scrim (531650) 6 5/8" Full Double Scrim (531652), Chimera Speed Ring (531658) Chimera Video Pro Bank, XS (16"x22") (571659) FRK 650W Lamp (531640), Ceiling Scissor Clamp (570112), (4) AS-01 Stand (570051), Compact 3-Light Case (32 ¹ / ₂ "x17"x10 ¹ / ₂ ") (571194)	
Softbank D4 Kit (Mfr # 571963 • B&H # ARSBD4K)	2269.95
Same as above with Wheeled Kit Case (Mfr # 571963W • B&H # ARSBD4WCK).....	2359.95
Softbank D4 Kit (for 220V) (Mfr # 571863 • B&H # ARSBD4KX)	2434.50
Same as above with Wheeled Kit Case (Mfr # 571863W • B&H # ARSBD4WCKX).....	2469.95

Softbank D5 Kit (50 lbs)


2 each of the following: 150W Fresnel (530100) Barndoor (530110), Filter Frame (530120) 3" Full Single Scrim (530150) 3" Full Double Scrim (530152) ESP 150W Lamp (530143)	
ARRILITE 650 (571065) Barndoor (571110) 7 ¹ / ₄ " Full Single Scrim (571150) 7 ¹ / ₄ " Full Double Scrim (571152) Chimera 7 ¹ / ₄ " Speed Ring (571158) Chimera Video Pro Bank, XS (16"x22") (571659) FAD 650W Lamp (571140) Super Clamp w/ 5/8" Stud (570035) Ceiling Scissor Clamp (570112) (4) AS-01 Stand (570051) Compact 3-Light Case (32 ¹ / ₂ "x17"x10 ¹ / ₂ ") 571194	
Softbank D5 Kit (Mfr # 571964 • B&H # ARSBD5K)	2384.95
Same as above with Wheeled Kit Case (Mfr # 571964W • B&H # ARSBD5WCK).....	2475.95
Softbank D5 Kit (for 220V) (Mfr # 571864 • B&H # ARSBD5KX)	2537.95
Same as above with Wheeled Kit Case (Mfr # 571864W • B&H # ARSBD5WCKX).....	2584.95

COMBO KITS

COMBO KITS

AREA OF COVERAGE: How large an area do you have to light, and is there ambient light that you should consider? If you need to light a large area, you'll most likely start with higher wattage in order to place the instruments further from the subject. When shooting a single person interview, you can use smaller instruments to achieve your creative goals.

DEPTH OF FIELD: More light produces greater depth-offield (the area in focus), as the f-stop is increased and the aperture is reduced. For many of today's light sensitive digital cameras, using less light to shoot "wide open" is one of the only ways to achieve selective focus control when shooting with anything other than a telephoto lens.



SOFT/KEY KIT (66 lbs)

- 2 each of the following: **650W Fresnel** (531600), Barndoor (531610), Filter Frame (531620)
- 6 5/8" Full Single Scrim (531650)
- 6 5/8" Full Double Scrim (531652)
- FRK 650W Lamp (531640)

- 1 each of the following: **ArriSoft 1000** (536100), Filter Frame (536120)
- FCM 1000W Lamp (581540)
- (3) AS-2 Stand (570050)
- Heavy Duty Case (40"x19 1/2"x12 3/4") (571196)

The ARRI Accessory Pack may be purchased separately.

ACCESSORY PACK (4.2 lbs)

- Includes: Accessory Pack Bag (571703), Ditty Bag (571704), Clothes Pins, 18 pack (571705), 25' Extension Cable w/ Triple Tap (571706), Lamp Pack, Fresnel (571707), Grip Gloves (850010)
- Accessory Pack** (Mfr # 571700 • B&H # ARAPF) **.99.50**
- Accessory Pack** for ArriLites (Mfr # 571701 • B&H # ARAPAL) **115.95**

- Soft/Key 3 Light Kit** (Mfr # 571986 • B&H # ARSKK) **1809.50**
- Soft/Key 3 Light Kit** (for 220V) (Mfr # 571886 • B&H # ARSKKX)..... **2022.95**

ARRILITE/FRESNEL MINI KIT (49 lbs)

- 2 each of the following: **300W Fresnel** (531300), Barndoor (531310)
- Filter Frame (531320)
- FKW 300W Lamp (531340)
- ARRILITE 600** (571600), Barndoor (571610)
- DYS 600W Lamp (571640)
- (4) 5" Full Single Scrim (531350)
- (4) 5" Full Double Scrim (531352)
- (4) AS-01 Stand (570051)
- Compact 4-Light Case (32 1/2"x17"x10 1/2") (571192)

- Arrilite/Fresnel Mini 4 Light Kit** (Mfr # 571993 • B&H # ARALFMK) **1999.95**
- Same as above with Wheeled Kit Case (Mfr # 571993W • B&H # ARALFMWCK) **2133.50**
- Arrilite/Fresnel Mini 4 Light Kit** (for 220V) (Mfr # 571893 • B&H # ARALFMKX) **2164.95**
- Same as above with Wheeled Kit Case (Mfr # 571893W • B&H # ARALFMWCKX) **2213.95**

ARRILITE/FRESNEL COMBO KIT (81 lbs)

- 2 each of the following: **650W Fresnel** (531600), Barndoor (531610)
- Filter Frame (531620)
- 6 5/8" Full Single Scrim (531650)
- 6 5/8" Full Double Scrim (531652)
- FRK 650W Lamp (531640)
- ARRILITE 1000 (571100)
- Arrilite/Fresnel 4 Light Combo Kit** (Mfr # 571996 • B&H # ARALFCK) **2224.95**
- Arrilite/Fresnel 4 Light Combo Kit** (for 220V) (Mfr # 571896 • B&H # ARALFCKX) **2458.50**
- Barndoor (571110)
- 7 1/4" Full Single Scrim (571150)
- 7 1/4" Full Double Scrim (571152)
- DXW 1000W Lamp (571145)
- (4) AS-2 Stand (570050)
- Accessory Pack (571700)
- Heavy Duty Case (40"x19"x13 1/2") (571197)

SCRIM BAGS

- Use ARRI Scrim Bags to hang scrims and filter frames on the light stand while working.
- Scrim Bag for 3" – 5" Scrims (Mfr # 571711 • B&H # ARSBF150) **24.50**
- Scrim Bag for 6 5/8" – 7 3/4" Scrims (Mfr # 571712 • B&H # ARSBAL1000) **29.95**
- Scrim Bag for 9" – 10" Scrims (Mfr # 571714 • B&H # ARSBAL2000) **33.50**

FILTERS

- Dichroic Filters raise the color temperature to approximate daylight.
- Dichroic Filter for ARRILITE 600 (Mfr # 571654 • B&H # ARFDAL600) **84.95**
- Dichroic Filter for ARRILITE 650 & 1000 (Mfr # 571154 • B&H # ARFDAL1K) **167.50**
- Dichroic Filter for ARRILITE 2000 (Mfr # 571254 • B&H # ARFDAL2K) **285.95**

BIRDCAGE

A Unique Lantern Light

Here is a light that can be easily hidden to emit a soft accent glow in small areas. Inspired by cinematographer Rich Underwood and refined by Chimera's engineers, the versatile Birdcage can be used in four different ways — hang it from the handle, stand it up vertically, lay it down horizontally, or put it on a light stand via the standard 5/8" stud. Light can be shaped with the adjustable black/silver fabric skirt by mounting it in any position around the body to add or subtract the light on your subject. Without the skirt, you can have 360° of light as with Chimera's standard lanterns. The Birdcage stands approximately 14" and comes with a Mogul Base fixture for up to 500 watt lamps, plus a screw-in adapter to allow the use of standard household lamps and photoflood lamps (stand adapter and lamps not included).



Birdcage Lantern Light Bank - 500 Watts Maximum (120v AC) (Mfr # 1810 • B&H # CHBCL)	317.95
Birdcage Lantern Light Bank - 500 Watts Maximum (230v AC) (Mfr # 1810E • B&H # CHBCL)	319.95
Mogul 500w 120v Base Lamp (Mfr # 5505 • B&H # CHLM500L)	39.95



TRIOLET

3-in-1 Continuous Source Light

A unique 3-in-1 continuous light source, the compact Triolet light allows you to use 3 different types of lamps, maximizing versatility for film makers, and videographers on the go. The Triolet emits a broad, omni-directional light, which is ideally suited for use in all Video PRO Lightbanks and OctaPlus Banks. The Triolet is mainly a mogul socket light that can now be cleverly upgraded into a 2-pin light by means of a threaded adapter and glass diffusion dome which bayonets securely to the Triolet body (or housing). The unique ventilation and dome system work to disperse the heat and act as a safety shield for lamps up to 650 watts. The Triolet also accommodates mogul and medium base lamps up to 1000 watts. Sold with or without the two-pin upgrade, the Triolet comes complete with either a Quick Release Speed Ring or an OctaPlus Speed Ring, Chimera's new Single Axis Stand Adapter, and a medium base household screw-in adapter. The high temperature power cord has an in-line switch for easy turn on and off convenience. The Triolet's main body is 2.5" in diameter and 4.5" long, and weighs 1.5 lbs.

Triolet Mogul Base Flood Light with Octaplus Speed Ring (120v AC) (Mfr # 9930OP • B&H # CHTOP)	229.95
Triolet Mogul Base Flood Light with Octaplus Speed Ring (220v AC) (Mfr # 9930EOP • B&H # CHTOPE)	244.95
Triolet Mogul Base Flood Light with Quick Release Speed Ring (120v AC) (Mfr # 9930 • B&H # CHT)	259.95
Triolet Mogul Base Flood Light with Quick Release Speed Ring (220v AC) (Mfr # 9930E • B&H # CHTE)	267.95
Triolet Flood Light with Octaplus Speed Ring , 2-pin halogen bulb adapter and protective glass dome (120v AC) (Mfr # 9950OP • B&H # CHT2POP)	279.95
Triolet Flood Light with Octaplus Speed Ring , 2-pin halogen bulb adapter & protective glass dome (220v AC) (Mfr # 9950EOP • B&H # CHT2POPE)	284.95
Triolet Flood Light with Quick Release Speed Ring , 2-pin bulb adapter and protective glass dome (120v AC) (Mfr # 9950 • B&H # CHT2P)	286.50
Triolet Flood Light with Quick Release Speed Ring , 2-pin bulb adapter and protective glass dome (220v AC) (Mfr # 9950E • B&H # CHT2PE)	284.95

CHIMERA

TRIOLET KITS

Video Pro Plus 1 Triolet 24x32 Lightbank Kits

The Triolet Light adds convenience and versatility for the videographer on the go. The kits come with heavy duty Single Axis Stand Adapter as well as an innovative Quick Release Speed Ring for fast set up and take down. The 8000 kit contains Chimera's Video Pro Plus One Lightbank, the Triolet Light, a long-lasting 500-watt bulb and a rugged 10' 8" Manfrotto light stand. To further enhance the kit, Chimera has included their most popular light-modifying accessory, the 40° Fabric Grid. The entire kit is contained in a durable ballistic cloth duffel. Otherwise the same, the 8005 kit comes with a 1000-watt mogul lamp.

- Video Pro Plus 1 Triolet 500W Lightbank Kit** (120v AC) (Mfr # 8000 • B&H # CHVPP1LBK)**539.95**
- Video Pro Plus 1 Triolet 500W Lightbank Kit** (220v AC) (Mfr # 8000E • B&H # CHVPP1LBKX)**539.95**
- Video Pro Plus 1 Triolet 1000W Lightbank Kit** (120v AC) (Mfr # 8005 • B&H # CHVPP1LBKZ)**581.95**
- Video Pro Plus 1 Triolet 1000W Lightbank Kit** (220v AC) (Mfr # 8005E • B&H # CHVPP1LBKXQ)**576.95**



CHIMERA LANTERNS

The Chimera Lantern introduces practicality and durability to the omnidirectional soft lighting realm of the traditional Chinese lantern. This high-tech version of the lantern serves well as a central soft light for round-table interviews and for filling interior shooting spaces with soft, ambient light. Flatter and more space efficient, the Pancake Lantern, with its innovative, removable, zipper-panel skirt, offers great possibilities for fine-tuning light fall-off. The Standard Lanterns, still terrific for providing soft fill light, are easy to set up and easy to use.

Lanterns can be set up on any Speed Ring from Video PRO Bank category, but for maximum, omnidirectional effectiveness use it on a "bare bulb"-type lighting instrument. Hook & loop-attached skirts can be used to selectively block light.

Lantern Softbox

- Lantern Softbox - Small** - 20" Diameter with Skirt (Mfr # 1880 • B&H # CHLLBS20)**184.95**
- Lantern Softbox - Medium** 30" Diameter with Skirt (Mfr # 1885 • B&H # CHLLBS30)**249.95**

Pancake Lantern Softbox

- Pancake Lantern Softbox - Small** - 21" Diameter (Mfr # 1864 • B&H # CHLPLBS)**176.95**
- Pancake Lantern Softbox - Small** - 21" Diameter with Skirt (Mfr # 1860 • B&H # CHLPLBSS)**279.95**
- Pancake Lantern Softbox - Medium** - 35" Diameter (Mfr # 1869 • B&H # CHLPLBM)**214.95**
- Pancake Lantern Softbox - Medium** - 35" Diameter with Skirt (Mfr # 1865 • B&H # CHLPLBSM) ..**329.95**
- Pancake Lantern Softbox - Large** - 48" Diameter (Mfr # 1874 • B&H # CHLPLBL)**349.95**
- Pancake Lantern Softbox - Large** - 48" Diameter with Skirt (Mfr # 1870 • B&H # CHLPLBSL)**514.95**

Continuous Source Speed Rings

The center of the Lightbank System is the Speed Ring (REQUIRED) which allows you to connect the Lightbank to a continuous source lighting instrument. The system includes dedicated speed rings that fit a specific lighting fixture, circular speed rings that fit the barn door ears of your light, and adjustable speed rings, which are a great solution when you have a variety of lights or an unusual lighting instrument.

Call for Prices

CHIMERA

VIDEO PRO LIGHTBANKS

Lightbanks for Film, Video and Broadcast

Around the world, imagemakers are discovering the broad-source, diffused light from CHIMERA. Lightbanks are ideal for studio productions, while their lightweight, collapsible design makes them equally suitable for location assignments. Wherever your work takes you, you can illuminate your productions with the same superior quality of soft, directional light that has made CHIMERA the leader in portable Lightbanks. To optimize the output of your light sources, Chimera offers two styles of Lightbanks. Standard-depth Lightbanks, which include the Video PRO and the Quartz Lightbanks, are designed for the wide beam spread of open-faced instruments and Par lights (fitted with extra-wide lenses). Daylite Juniors, Daylites, and Daylite Seniors are deeper banks designed for the narrower beam angles of Fresnel lights and open-faced instruments like Mickey and Mighty Moles.

CHIMERA's standard Video PRO Plus 1 Lightbank - the industry classic - can be ready for shooting in minutes. The soft, silver, reflective interior and optimum-density CHIMERA front screen are the keys to producing a soft, efficient source. The Lightbank's front recess helps to control lens flare and enables the user to quickly add light control accessories, such as the honeycomb grid or soft fabric/egg crate grids. CHIMERA Video PRO Plus Lightbanks are supplied with removable front screens in three diffusion densities (standard diffusion, 1/2 grid, 1/4 grid). Color correction screens, with gels laminated to diffusion fabric for extra longevity can also be an option. This selection of front screens provides a range of choices of light quality, transmission, and color, all with fast, hook & loop flexibility.



Video PRO Standard Banks

CHIMERA's Video PRO Lightbanks are the perfect answer for controlled soft lighting on small sets, or for use as a separation light or small fill. These standard-depth banks are extremely lightweight and are primarily used with single broad-beamed, open-faced instruments. Also available in three strips for a narrower catch light. Video PRO Lightbanks are the lightbanks of choice for a majority of the CHIMERA Dedicated Speed Rings, and they will fit all of the CHIMERA Circular Speed Rings, from 3" to 9" (7.6 to 23 cm) in diameter. Fresnels up to 2000 watts can also be used, especially if diffusion is used in the gel holder to spread the beam. Video Pro standard Lightbanks are available in two models and five sizes:

CHIMERA Video PRO Plus "1" is equipped with one full diffusion screen; the Video PRO Plus include full, 1/2 and quarter 1/4 density front diffusion screens which makes modifying light output remarkably easy.

Video PRO Plus 1 Standard Banks

XX-Small: 12 x 16" (front) and 10" deep for use with hot lights up to 500W (Mfr # 8104 • B&H # CHVPP1BXXS)	134.95
X-Small: 16 x 22" (front) and 12" deep for use with hot lights up to 750W (Mfr # 8114 • B&H # CHVPP1BXS)	174.95
Small: 24 x 32" (front) and 18" deep for use with hot lights up to 1000W (Mfr # 8124 • B&H # CHVPP1BS)	233.95
Medium: 36 x 48" (front) and 24" deep for use with hot lights up to 1200W (Mfr # 8134 • B&H # CHVPP1BM)	369.95
Large: 54 x 72" (front) and 30" deep for use with hot lights up to 1200W (Mfr # 8144 • B&H # CHVPP1BL)	538.95

Video PRO Plus (3 front screens) Standard Banks

XX-Small: 12 x 16" (front) and 10" deep for use with hot lights up to 500 watts (Mfr # 8105 • B&H # CHVPPBXXS)	CALL
X-Small: 16 x 22" (front) and 12" deep for use with hot lights up to 750 watts (Mfr # 8115 • B&H # CHVPPBXS)	199.95
Small: 24 x 32" (front) and 18" deep for use with hot lights up to 1000 watts (Mfr # 8125 • B&H # CHVPPBS)	279.95
Medium: 36 x 48" (front) and 24" deep for use with hot lights up to 1200 watts (Mfr # 8135 • B&H # CHVPPBM)	439.95
Large: 54 x 72" (front) and 30" deep for use with hot lights up to 1200 watts (Mfr # 8145 • B&H # CHVPPBLS)	638.95

CHIMERA

VIDEO PRO LIGHTBANKS

Video PRO Shallow Banks

CHIMERA Video PRO Shallow Lightbanks are 30% thinner than CHIMERA Video PRO Standard Lightbanks allowing them to be used in smaller shooting spaces. Designed with vents for hot light applications, they are available in four sizes. Video PRO Shallow Lightbanks come with a standard front screen. Video PRO Plus Shallow Lightbanks also include 1/4 and 1/2 grid screens.

Video PRO Plus 1 Shallow Banks

X-Small: 16 x 22" (front) and 10" deep for use with hot lights up to 500 watts (Mfr # 8014 • B&H # CHVPPSLB1XS)	209.50
Small: 24 x 32" (front) and 13" deep for use with hot lights up to 750 watts (Mfr # 8024 • B&H # CHVPPSLB1S)	307.95
Medium: 36 x 48" (front) and 16" deep for use with hot lights up to 1200 watts (Mfr # 8034 • B&H # CHVPP1SLBM)	429.95
Large: 54 x 72" (front) and 22" deep for use with hot lights up to 1200 watts (Mfr # 8044 • B&H # CHVPP1SLBL)	651.95



Video PRO Plus (3 front screens) Shallow Banks

X-Small: 16 x 22" (front) and 10" deep for use with hot lights up to 500 watts (Mfr # 8015 • B&H # CHVPPSLBXS)	214.95
Small: 24 x 32" (front) and 13" deep for use with hot lights up to 750 watts (Mfr # 8025 • B&H # CHVPPSLBS)	337.95
Medium: 36 x 48" (front) and 16" deep for use with hot lights up to 1200 watts (Mfr # 8035 • B&H # CHVPPSLBM)	483.95
Large: 54 x 72" (front) and 22" deep for use with hot lights up to 1200 watts (Mfr # 8045 • B&H # CHVPPSLBL)	692.95



Video PRO Strip Banks

With a 1:4 front screen ratio allowing for a long and narrow diffused light source, CHIMERA's Video PRO Strip Banks are just the right size for product or still life applications. Especially useful with glassware or ceramics with a high reflective index, the strip bank will provide thinner, more attractive highlights, revealing more of the product.



Video PRO Plus 1 Strip Banks

Small: 9 x 36" (front) and 16" deep for use with hot lights up to 750 watts (Mfr # 8154 • B&H # CHVPP1BSS)	296.50
Medium: 14 x 56" (front) and 22" deep for use with hot lights up to 1200 watts (Mfr # 8164 • B&H # CHVPP1BMS)	488.95
Large: 21 x 84" (front) and 29" deep for use with hot lights up to 1200 watts (Mfr # 8174 • B&H # CHVPP1BLS)	684.95

Video PRO Plus (3 front screens) Strip Banks

Small: 9 x 36" (front) and 16" deep for use with hot lights up to 750 watts (Mfr # 8155 • B&H # CHVPPSBS)	329.95
Medium: 14 x 56" (front) and 22" deep for use with hot lights up to 1200 watts (Mfr # 8165 • B&H # CHVPPSBM)	527.50
Large: 21 x 84" (front) and 29" deep for use with hot lights up to 1200 watts (Mfr # 8175 • B&H # CHVPPSBL)	762.50

DAYLITE LIGHTBANKS

Available in three styles—Junior, Standard and Senior—CHIMERA's Daylite Banks feature innovative deep design and include a removable internal baffle. Ideal for use with a range of fresnel lights they incorporate high quality materials built to withstand the rigors of very high temperatures for hours at a time. Up to 50% deeper than the Video Pro Standard Banks (previous page), the increased depth allows the full flood beam of a fresnel fixture to fill the front diffusion screen and deliver beautiful light from its narrow beam. All Daylight Banks are compatible with CHIMERA's extensive line of accessories, including Barn Doors, LightTools Soft Eggcrate Fabric Grids, Honeycomb Metal Grids, Color Correction Screens and Bobbinette Scrims Daylite Junior Banks are designed for use with small, popular narrow-beam instruments up to 1200 watts. The Daylite Standard Banks are built to handle up to 12,000 watts from instruments used on motion picture and commercial sets. Their increased depth allows the full-flood beam of a large Fresnel fixture to fill the front diffusion screen of the Lightbank and deliver a beautiful, translucent quality of light. The Daylite Senior Banks are designed for the really big jobs requiring giant Fresnels up to 24,000 watts. Available in one size, it delivers large quantities of directional, controlled, soft light.



Daylite Plus 1 Junior Banks

- XX-Small:** 12 x 16" (front) and 15" deep for use with hot lights up to 500 watts (Mfr # 8204 • B&H # CHDLJP1XXS).....**146.50**
- X-Small:** 16 x 22" (front) and 18" deep for use with hot lights up to 750 watts (Mfr # 8214 • B&H # CHDLJP1XS).....**213.50**
- Small:** 24 x 32" (front) and 27" deep for use with hot lights up to 1000 watts (Mfr # 8224 • B&H # CHDLJP1S)**288.95**
- Medium:** 36 x 48" (front) and 36" deep for use with hot lights up to 1200 watts (Mfr # 8234 • B&H # CHDLJP1M)**442.95**

Daylite Plus (3 front screens) Junior Banks

- XX-Small:** 12 x 16" (front) and 15" deep for use with hot lights up to 500 watts (Mfr # 8205 • B&H # CHDLJPBXXS).....**166.95**
- X-Small:** 16 x 22" (front) and 18" deep for use with hot lights up to 750 watts (Mfr # 8215 • B&H # CHDLJPBXS).....**217.95**
- Small:** 24 x 32" (front) and 27" deep for use with hot lights up to 1000 watts (Mfr # 8225 • B&H # CHDLJPBS)**322.95**
- Medium:** 36 x 48" (front) and 36" deep for use with hot lights up to 1200 watts (Mfr # 8235 • B&H # CHDLJPBM)**508.95**

Daylite Plus 1 Standard Banks

- Small:** 24 x 32" (front) and 29" deep for use with hot lights up to 4000 watts (Mfr # 8624 • B&H # CHDLJP1S).....**462.95**
- Medium:** 36 x 48" (front) and 40" deep for use with hot lights up to 6000 watts (Mfr # 8234 • B&H # CHDLJP1M)**442.95**
- Large:** 54 x 72" (front) and 48" deep for use with hot lights up to 12000 watts (Mfr # 8234 • B&H # CHDLJP1M).....**442.95**



Daylite Plus (3 front screens) Standard Banks

- Small:** 24 x 32" (front) and 29" deep for use with hot lights up to 4000 watts (Mfr # 8625 • B&H # CHDLPBS).....**519.95**
- Medium:** 36 x 48" (front) and 40" deep for use with hot lights up to 6000 watts (Mfr # 8635 • B&H # CHDLPBM).....**794.95**
- Large:** 54 x 72" (front) and 48" deep for use with hot lights up to 12000 watts (Mfr # 8645 • B&H # CHDLPBL).....**1264.95**

Daylite Plus 1 Senior Bank

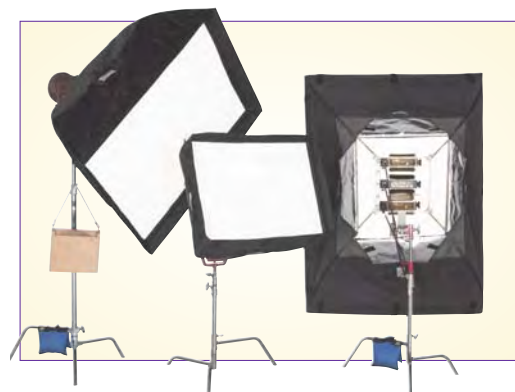
- Large:** 54 x 72" (front) and 50" deep for use with hot lights up to 24000 watts (Mfr # 8744 • B&H # CHDLSP1BL).....**1188.95**

Daylite Plus (3 front screens) Senior Bank

- Large:** 54 x 72" (front) and 50" deep for use with hot lights up to 24000 watts (Mfr # 8745 • B&H # CHDLSPBL).....**1359.95**

QUARTZ LIGHTBANKS

Quartz Lightbanks use exclusive compound fabrics and other quality materials and are built to withstand the rigors of high temperatures from lights up to 12,000 watts for hours at a time. They are standard depth banks designed to modify HMI PAR and tungsten open faced lights into a big, beautiful, broad source. Quartz Banks are standard depth banks designed to modify HMI PAR and Tungsten open faced lights up to 12,000 watts into a big, beautiful, broad source. They come with a removable internal baffle for broad, even highlights. Used with Circular Rings which accommodate lights with front end sizes from 9 to 21.5”.



Quartz Plus 1 Lightbanks

- Small:** 24 x 32” (front) and 22” deep for use with hot lights up to 4000 watts (Mfr # 8424 • B&H # CHQP1BS)**477.50**
- Medium:** 36 x 48” (front) and 29” deep for use with hot lights up to 6000 watts (Mfr # 8434 • B&H # CHQP1BM)**549.95**
- Large:** 54 x 72” (front) and 38” deep for use with hot lights up to 12000 watts (Mfr # 8444 • B&H # CHQP1BL)**884.95**

Quartz Plus (3 front screens) Lightbanks

- Small:** 24 x 32” (front) and 22” deep for use with hot lights up to 4000 watts (Mfr # 8425 • B&H # CHQPBS)**519.95**
- Medium:** 36 x 48” (front) and 29” deep for use with hot lights up to 6000 watts (Mfr # 8435 • B&H # CHQPBM)**634.95**
- Large:** 54 x 72” (front) and 38” deep for use with hot lights up to 12000 watts (Mfr # 8445 • B&H # CHQPBL).....**1014.95**

MICRO SOFTBOX

Quality Lighting for On-Camera Video Lights

CHIMERA’s Micro Bank System offers videographers the option of creating a far broader diffused light source when using a single or dual model of on-board camera light. The Micro Bank’s screen size is 5 x 7” for single lights and 5 x 8” for dual lights. Sold as a complete “kit” with all mounting hardware included for your specific light (no separate Speed Ring needed), the system includes the Lightbank, 2 front screens - full CHIMERA cloth and 1/4 grid, poles, and dedicated mounting bracket for your light.



Micro Softbox
for Anton Bauer

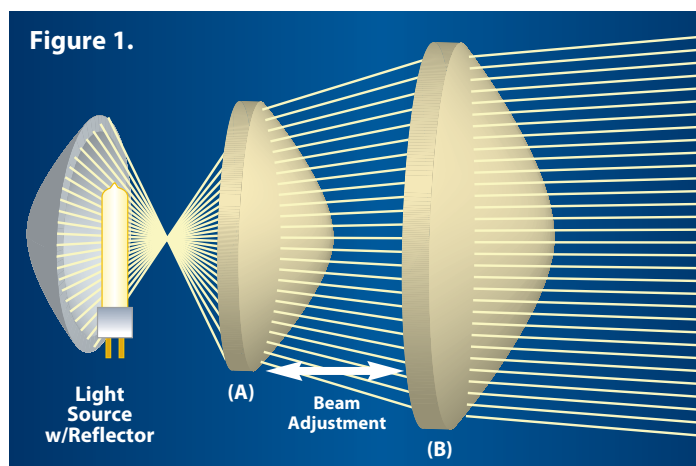
- ◆ Soft, even lighting eliminates harsh shadows, producing a more pleasing and natural look.
- ◆ Easily mounts and locks onto a standard 5/8” stud (not included).
- ◆ Comes with quick mounting front diffusion screens: one standard full density and one 1/4 density “silent fabric”

- For Anton Bauer Ultralight (Mfr # 1300 • B&H # CHMLBBU1)**157.95**
- For Anton Bauer Ultralight 2 (Mfr # 1305 • B&H # CHMLBBU2)**157.95**
- For Anton Bauer Dual (Mfr # 1610 • B&H # CHMLBBD)**157.95**
- For Cool-Lux U3 (Mfr # 1315 • B&H # CHMLBCLU3)**157.95**
- For Cool-Lux Mini Cool (Mfr # 1325 • B&H # CHMLBCLMC)**157.95**
- For Dedolight (Mfr # 1355 • B&H # CHMLBDLQ).....**157.95**
- For Frezzi Mini-Fill (Mfr # 1320 • B&H # CHMLBFMF)**157.95**
- For Frezzi Dual (Mfr # 1620 • B&H # CHMLBFD)**157.95**
- For Frezzi Mini-Arc (Mfr # 1380 • B&H # CHMLBFMA)**157.95**
- For Lowel Pro, i-Light and L-Light (Mfr # 1335 • B&H # CHMLBLPL)**157.95**
- For LTM Pepper 100 (Mfr # 1355 • B&H # CHMLBDLQ)**157.95**
- For Mole-Richardson Tiny 100 (Mfr # 1355 • B&H # CHMLBDLQ).....**157.95**
- For NRG Mite-Lite (Mfr # 1385 • B&H # CHMLBNML).....**157.95**
- For NRG Versalight Pro/Varalux Pro (Mfr # 1350 • B&H # CHMLBNVQ)**157.95**
- For Paglight—all models (Mfr # 1315 • B&H # CHMLBCLU3)**157.95**
- For Sachtler Reporter 50H (Mfr # 1340 • B&H # CHMLBSR50H)**157.95**
- For Sachtler Reporter 21D (Mfr # 1355 • B&H # CHMLBDLQ).....**157.95**
- For Sachtler Reporter 75H (Mfr # 1395 • B&H # CHMBSR75H)**164.95**

Dedolight History

The Dedolight and its unique system was conceived and designed by Director of Photography Dedo Weigert of Munich, Germany. The project was initially undertaken to fill his own exacting requirement for a powerful yet highly controllable light source which would occupy a minimum amount of space, draw a minimum amount of electricity and produce a beam of unprecedented quality.

Figure 1. The original Dedolight introduced a patented two-lens system. The inner lens (A) pre-collects light which allows for a smaller front lens (B), and therefore an overall smaller lamphood. Beam focus can be changed by adjusting the distance between the two lenses.



- ◆ Ultra compact size
- ◆ Light output equal to much larger sources
- ◆ Uncanny beam and stray light control
- ◆ Extraordinarily even light distribution
- ◆ Excellent reach
- ◆ Precise color temperature control
- ◆ Versatile mounting accessories
- ◆ Variety of power options
- ◆ Very low projected heat
- ◆ Rugged construction.
- ◆ Variety of projection attachments and accessories

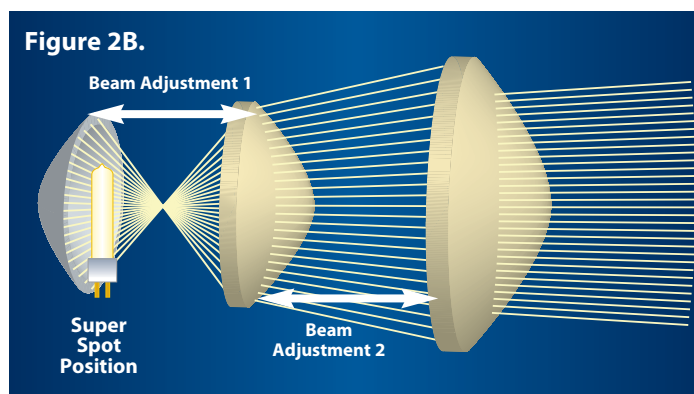
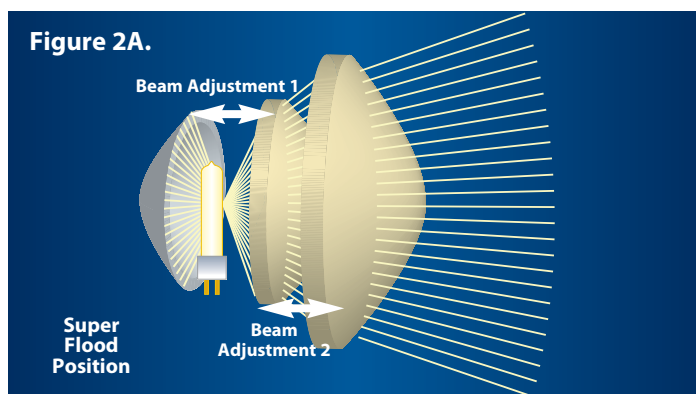


Figure 2A and 2B. An additional patent introduced the movement of the inner lens in relation to the lamp and reflector, all being controlled by one focusing knob. Moving from Super Flood to Flood, the lamp and reflector move further away from the inner lens. In the mid-range, the lamp, reflector and inner lens move in unison in relation to the outer lens. At the Super Spot position, the lamp and reflector move back from the inner lens. This mechanism, called Triple Zoom Focus, provides functionality that far surpasses traditional Fresnel lenses.

DLH400D Daylight Light Head

A 400-watt fixture for single-ended 400-watt HMI metal halogen lamps. Can also operate at 575-watts with the same lamp when used in conjunction with the Dedolight DEB400D electronic ballast. Features extraordinary clean beam with perfectly even distribution and no stray light. Has 20:1 spot-to-flood focusing range. Safety switch prevents operation when access door is open. On/Off pushbuttons located on both head and ballast for ease of operation.

- ◆ Patented focus mechanism with dual lens optics and focusing mechanism
- ◆ Super spot: Provided by a simultaneous movement of the second lens, moving in the opposite direction, away from the lamp and mirror, producing a tighter spot and enhanced light output.
- ◆ Super flood: Provided by a unique second lens which moves towards the lamp and mirror when going "wide" to produce an enhanced flood angle.

DLH400D Daylight Light Head (Mfr # DLH400D • B&H # DEDLH400D)**1924.95**



DLH400S Daylight Soft Light

A dedicated 400/575W soft light, the DLH400S works with Dedoflex, Photoflex and Chimera, providing twice the light output when compared to any soft box mounted to a Fresnel fixture. Perfectly even light distribution. Works with the Dedolight DEB400D ballast (same ballast as for DLH400D focusing daylight fixture). Has an integrated speed ring for Dedoflex medium and Octodome softboxes. Automatic -cut-off when protective tube is missing or damaged.

- ◆ Compatible with Chimera Video Pro Series (NOT Pro II or Pro Plus), Photoflex Small and Medium White, or Silver Domes (Not Lite Domes).
- ◆ Compatible with Photoflex Medium Octodome, with optional D8CLIP

DEB400D Flicker-Free Ballast

Electronic, flicker free ballast to power the Dedolight 400D HMI light (as well as the Dedopar and the Dedolight 400S). Has automatic input adjustment from 90 - 260v AC and dual power adjustment from 400 to 575 watts. Lightweight yet rugged, small yet powerful with every conceivable feature.

- ◆ Dimmable to 40% of full power
- ◆ Active power factor correction assures constant Kelvin temperature throughout dimming range, and with different line current voltage.
- ◆ Boost position for added light output (575w)
- ◆ Over voltage, overheat and short circuit protection
- ◆ Auto start mode on request

DEB400D Ballast Electronic 400-575W for DLH400D (Mfr # DEB400D • B&H # DEEBDLH400D)**2269.95**



DLH400D Standard HMI 1 Light Kit -

DLH400D Head, Cable, Ballast, Mounting Bracket, Super Clamp, Barndoors, Scrims, Gel Filter Holder, HMI Bulb, Soft Case - 400 Total Watts (90-260V AC)

(Mfr # S400D • B&H # DES400D)
5453.50



DLH400D Standard HMI 1 Light Kit -

DLH400D Head, Cable, Ballast, Mounting Bracket, Super Clamp, Barndoors, Scrims, Gel Filter Holder, Glass Filter, HMI Bulb, Hard Case - 400 Total Watts (90-260V AC)

(Mfr # K400DS • B&H # DEK400DS)
5418.95



DLH1000PLUS

Tungsten Soft Light

The DLH1000PLUS is a dedicated, single function quartz halogen soft light, exclusively for use with many styles and sizes of softboxes that are capable of handling the heat of a 1000 watt fixture. It has an integral mounting ring that accepts the rods of a Dedoflex, Chimera, Photoflex, Westcott, or any other brand of rectangular, heat-resistant softbox. Ideal for large sets requiring a broad light source.

- ◆ Heavy duty yoke makes this fixture more suited for use with larger softboxes.
- ◆ Many wattages and voltages of bulbs are available for this fixture.
- ◆ A protective quartz glass tube is easily removable for quick bulb change.
- ◆ Has eight receptacles to accept the Dedoflex Octodome.



DLH1000S Plus (120-239V AC) (Mfr # DLH1000SPLUS • B&H # DEDLH1000SP).....**677.95**



DLH650 650 Watt Stand Mount Spotlight

The DLH650 is an AC operated light which can be used with a choice of 650W, 500W or 300W halogen lamps in 117v or 230v versions (with appropriate plug adapter). Designed with blackened (opaque) bases and tips, which assist in concentrating the light backward to the interior concave reflector, and forward through the specially designed dual lens system. The rear focus knob provides smooth precise, variable movement throughout the focus range. Tilt pivot at the center-of-gravity provides excellent balance and positive locking. Also available as a pole-operated, hanging model, (DLH650PO) which allows focus, pan and tilt while standing on the studio floor.

DLH650 (Mfr # DLH650 • B&H # DEDLH650); With 10' Cable (117-230VAC).....**959.95**
DLH650PO (Mfr # DLH650PO • B&H # DEDLH650PO); Pole operated (117-230VAC).....**1256.00**

DLH-436 400 Watt Tungsten Spotlight

The DLH-436 is a low voltage fixture for 400w/36v halogen lamps. Total light output exceeds any other lights remotely close to the DLH-436 in lamp size and operating characteristics, such as control, beam angles and reliability. Dial in a choice of three color temperatures (3200, 3400 or 3600°K). Rear focus knob provides smooth precise, variable movement throughout the focus range. Tilt pivot at center-of-gravity provides excellent balance and positive locking. With the optional DT36-1 Power Supply/Control Unit (required) , it can be operated worldwide from 100v AC to 225v AC in 5v increments.



DLH-436 400 Watt Tungsten Spotlight (Mfr # DLH436 • B&H # DEDLH436)
 Requires DT36-1 Power Supply**1263.95**

DT36-1 400W Power Supply Control Unit for DLH436 (Mfr # DT361 • B&H # DEDT361)
 This power supply control unit is switchable in 24 steps for AC power input from 100V-255VAC and powers one Dedolight DLH-436 light head**1163.50**



DLH200S

Daylight/Tungsten Light Head

The 200S soft light converts from daylight to tungsten by changing the lamp. How is this possible? The special tungsten ceramic lamp developed for the Dedolight system is driven by the same ballast as the daylight lamp. These tungsten lamps are high performance, have a high color rendition index (CRI 95), and use the same working voltage and flicker free frequency as Dedolight's daylight lamps.



DLH-200S

This single function light head can be used with four different types of soft boxes. Since the actual light source is placed in the focal center of the soft box, the light output is approximately twice the light output in comparison to a soft box mounted on the front of a Fresnel light. A hot spot is normally found when using a soft box on a Fresnel light. The light distribution of the DLH200S with a soft box is perfectly even and homogenous.

DLH-200S Dedolight DLH200S 200 Watt HMI Soft Light (Mfr # DLH200S • B&H # DEDLH200S)**996.95**

DEB200D Flicker Free Ballast



Utilizing the latest technology, the DEB200D electronic flicker-free ballast will power the Dedolight 200D and 200S. Lightweight yet rugged, small yet powerful with every conceivable feature you would want. Four different versions allow powering the light from mains or battery.

- ◆ Dimmable from 200W to 100W
- ◆ Over-voltage, overload, overheat and short circuit protection. Rainproof according to IP 23 when in horizontal position.

DEB200D Electronic Ballast for DLH200H/S (90-260V AC) (Mfr # DEB200D • B&H # DEEBDLH200)**1838.95**



DEB200BAT

Battery operated electronic ballast for use with external batteries (BIGPACK1 and BIGPACK2).

DEB200BAT Electronic Ballast for DLH200H/S with BIGPACK 1 & 2 Batteries (12-36v DC) (Mfr # DEB200BAT • B&H # DEBBDLH200)**1739.95**

DEB200BATAB

Same as above. Fitted with two gold mount plates to simultaneously accept two Anton Bauer batteries.

DEB200BATAB Electronic Ballast for DLH200H/S with Anton Bauer Battery (12-36v DC) (Mfr # DEB200BATAB • B&H # DEBBABDLH200)**1886.95**

DEB200BATPAG

Same as the DEB200BATAB, but it is fitted with two mounting plates for PAG batteries.

DEB200BATPAG Electronic Ballast for DLH200H/S with PAG Battery (Mfr # DEB200BATPAG • B&H # DEBBDLH200)**1886.95**




BigPack Battery Pack

The BigPack will power up to four classic 12v Dedolights in conjunction with the Dedolight splitter box (DLSPLIT) and may also be used to power the Series 200 lights. Includes internal overnight charger.

BigPack 1 (Mfr # BIGPACK1 • B&H # DEBP1)
This NiMH battery pack has two separate outputs: 14.4v (26Ah) and 28.8v (13Ah). It includes an internal overnight charger. Input voltage is 84-240v / 50-60Hz**1818.95**

BigPack 2 (Mfr # BIGPACK2 • B&H # DEBP2)
This NiCd battery pack has two separate outputs: 14.4v(16Ah) and 28.8v (8Ah). It includes an internal overnight charger. Input voltage is 84-240v / 50-60Hz**1522.95**

External 4 Hour Charger (Mfr # DEXTCHG • B&H # DECBP)
For BigPack 1 and BigPack 2 battery packs (84-240v AC)**343.95**



Dedolight Dedo Dimmable HMI 3 Light Kit

Consists of:
Three 400W HMI heads,
Electronic ballasts,
Barndoor sets,
HMI lamps, Scrimms,
Filter holder,
Light stands, Case
1200 total watts
(90-260VAC)

(Mfr # K3X400DS • B&H # DEK3X400DS)**16,338.50**

CLASSIC

Tungsten Lights

These lights employ the same Aspheric² technology as the award-winning Dedolight Series 400. Using two perfectly matched aspheric lenses for each of the many focusing positions, it is possible to improve light output, enhance smoothness of the light field, and increase barn door control all the way from flood to spot. The added zoom motion of the second lens further increases the focusing range. The result of this technology is to take the unique quality of the Dedolight one step further.

DLHM4-300 Tungsten Light Head

A self-contained light, the DLHM4-300 features an integrated 24v/150w electronic power supply, Aspherics² optics, drastically improved light output and permits continuous dimming from maximum to off. The DLHM4-300 is available in two different input voltages (two versions):

DLHM4-300E 230 V

(Mfr # DLHM4-300E • B&H # DLHM4-300E)**724.95**

DLHM4-300U 120 V

(Mfr # DLHM4-300U • B&H # DEDLHM4300U)**679.50**



DLH4 Tungsten Light Head

A best selling professional, precision light source, the DLH4 features Aspherics² optics, and drastically improved light output. It accepts 12v (100w) or 24v (150W) bulbs and offers a range of powering options. Includes the DT24-1 Dimming Power Supply (120v AC).

DLH-4 (Mfr # DLHDIM4U • B&H # DEDLH4DT241U)**754.95**



DLH1x300 Tungsten Softlight

This small sized AC-powered 300 watt soft light is the smallest travel soft light. Works with its own 12" x 12" soft box (DSBSXS) and will also accept the small (DSBSS) or medium (DSBSM) Dedoflex silver domes. Will adapt to different input voltages by lamp change and is ideal as an interview soft key or fill light.

DLH1X300 (Mfr # DLH1X300S • B&H # DEDLH1X300S)**387.50**

DLH1x150 Tungsten Soft Light

Don't let the small size and low wattage of this light deceive you! Because of its extra reflector and the light output of the low voltage lamp, it performs as well as an interview soft key or fill light. It requires the optional DT24-1 in-line dimmable electronic power supply (not included). When used with a 12v lamp, it will also work with the same battery power options as the DLH4. The DLH1x150 works with its own 12" x 12" soft box (DSBSXS) and accepts small (DSBSS) and medium (DSBSM) size silver Dedoflex domes, should a larger diffuser surface be desired.



DLH1X150 (Mfr # DLH1X150S • B&H # DEDLH1X150S)**372.50**

DLH4x150S Tungsten Soft Light

This dedicated soft light for film or video contains four 150W lamps with reflectors in one unit, providing light output just shy of a soft box mounted to the front of a 2K Fresnel. Used with small, medium or large soft boxes, the light level at a given distance remains unchanged even though the size of the diffuser surface changes drastically. The illumination of the diffuser is perfectly even whether one lamp or all lamps are in operation. The head is lightweight and requires no heavy mounting accessories. It requires the DT4x1250, DT24-3 or DT12-4 power supply.



DLH4X150S (Mfr # DLH4X150S • B&H # DEDLH4X150S)**556.95**



DedolightMaster 4 Light Hard Case Kit -

Four DLHM4300U lights with on-board dimmers, Barndoors, Scrims, Glass and Gel filters, DP1 Projection Attachment with Accessories, Clamp, Mounts, Light stands, Extensions, Bulbs, Hard kit case. 600 total watts (120VAC).

(Mfr # KAC24MU • B&H # DEKAC24MU) ...**5789.95**



DedolightMaster Hustler 4 Tungsten Light Kit -

Three DLHM4300, one DLH1000S, AC cables, 24x32" softbox, Barndoors, Gel filters, Filter holders, Scrims, Projection attachment and accessories, Clamp, Light stands, Extension, Bulbs, Soft case. 1450 total watts (120VAC).

(Mfr # K400DS • B&H # DEK400DS)**5418.95**

CLASSIC

Power Supplies

Dedolight low voltage heads using 12v or 24v lamps can be powered from many power sources such as camera batteries, car batteries (directly or via cigarette lighter adapter), battery belts, or any other 12v or 24v AC or DC power source.

DT12-4 Power Supply/Control Unit

The DT12-4 can simultaneously power four classic Dedolight heads equipped with 20W, 50W, 100W or mixed wattage lamps. Its AC power input can be set for every AC from 100 - 255v AC in 24 steps. Each light output can be individually and independently switched in four distinct steps each increasing color temperature and output (Off, 3000K, 3200K, 3400K). The DT12-4 also incorporates an input voltage indicator, enabling the user to determine correct input voltage at a glance and to control color temperature precisely. The handle acts as a stand when in use.



DT12-4 100 Watt Power Supply Control
(Mfr # DT124 • B&H # DEDT124)**1059.95**

DT24-3 Power Supply/Control

The DT24-3 can simultaneously power three classic Dedolight heads equipped with 150W lamps at a nominal voltage of 24v AC. Its AC power input can be from 100 - 255v in 24 steps. Each light output can be individually and independently switched in four distinct steps, each increasing color temperature and output (Off, 3000K, 3200K, 3400K). The DT24-3 also incorporates an input voltage indicator, enabling the user to determine correct input voltage at a glance and to control color temperature precisely.



DT24-3 150 W Power Supply Control Unit for 3 Heads
(Mfr # DT243 • B&H # DEDT243)**1153.95**

DT4x150 Power Supply

The DLH4x150S can be powered from the DT4x150 control unit which allows individual dimming of each lamp. Any desired color temperature below 3400° K can be chosen. Four different intensity levels can be set for each color temperature by activating one, two, three or four of the lamps. An infinite variation of intensity and warm tone effects can be achieved.



The DLH4x150S can also be used with the DT24 - 3 (Three lamps at 150W/24V, three calibrated steps of control for each lamp) DT12 - 4 - (Four lamps at 100W/12v, three calibrated steps of control for each lamp) BIGPACK battery and DLSPLIT dimming splitter box with four lamps at 50W/12v.

Power Supply for 4-DLH4, 4P - 150 Watts, 24 Volts (230V AC)
(Mfr # DT4X150SE • B&H # DEDT4X150SE)**963.95**

Power Supply for 4-DLH4, 4P - 150 Watts, 24 Volts (120V AC)
(Mfr # DT4X150SU • B&H # DEDT4X150SU)**904.95**



DT24-1 Power Supply

An in-line dimmable electronic power supply, the DT24-1 power supply provides 24v at 150W which results in 80% more light output in comparison to the 12v/100W power supply. Has a variable function switch for 3200° or 3400° K output, and offers continuous dimming from maximum to minimum.

DT241U (Mfr # DT24-1U • B&H # DEDT241U): 120VAC**311.95**

DT241E (Mfr # DT24-1E • B&H # DEDT241E): 220-240VAC**338.95**



DIMTA3 Power Supply

Replacement, or auxiliary Dedolight 220-240 volt in-line dimmable AC power supply for the Dedolight DLH4 light head. It will power a 100 watt, 12 volt fixture. The maximum color temperature is 3200° Kelvin. Maximum light output is equivalent to medium position on the DT12-4 power supply. It weighs 1.1 lb., and its dimensions are 5.9 x 2.8 x 1.5".

Power Supply for DLH4 - 100 Watts, 12 Volts (220-240V AC)
(Mfr # DIMTA3 • B&H # DEDIMTA3)**186.50**

Dedo Master Tungsten 4 Light Kit -

4 DLH4 heads, 1 DT124 power supply, 18 lamps, Barndoors, Vacuum Mount, camps, Extension, Gel holders, Filters, Light stands, Heavy duty case - 400 total watts (100-255v AC/12v DC).

(Mfr # K12M • B&H # DEK12M)**5499.95**



Dedo Battery Light Kit -

1 DLH4 Head, 12v battery belt, Cable, Barndoors, Gel holder, Gels, Handle, Mounts, Bulbs, Case - 100 total watts (12v 5Ah).

(Mfr # KBAT5 • B&H # DEKBAT5) **\$2209.50**



LIGHTING KITS



K400DB Basic 400/575 W Daylight Kit

1 DLH400D Light head 400/575 W daylight
 1 DEB400D Electronic Ballast 400/575 W daylight, 1 DPOW400D Light head cable,
 1 DFH400 Filter holder
 1 DBD400 Barn door,
 1 DPLS400 Light shield ring
 1 DSCK400 Scrim kit, 1 DSCP400 Scrim pouch
 1 DL400HR Daylight lamp 400 W, blackened
 1 DCHD400 Hard case
 Weight: 32.9 lb. Size: 22.5 x 17 x 10"

DLH400D Basic HMI 1 Light Kit

(Mfr # K400DB • B&H # DEK400DB)**5226.95**



K400DS Standard 400/575 W Daylight Kit

1 DLH400D Light head 400/575 W daylight
 1 DEB400D Electronic Ballast 400/575 W daylight, 1 DPOW400D Light head cable
 1 DFH400 Filter holder, 1 DBD400 Barn door
 1 DPLS400 Light shield ring
 1 DEB400H Ballast mounting bracket w/clamp
 1 DGRADF400-06 Graduated glass filter
 1 DSCK400 Scrim kit, 1 DSCP400 Scrim pouch
 1 DL400HR Daylight lamp 400W, blackened
 1 DCHD400 Hard case, Weight: 33.6 lb.

DLH400D Standard HMI 1 Light Kit

(Mfr # K400DS • B&H # DEK400DS)**5418.95**



S400D Standard 400/575 W Daylight Kit

1 DLH400D Light head 400/575 W daylight
 1 DEB400D Electronic Ballast 400/575 W daylight, 1 DPOW400D Light head cable
 1 DFH400 Filter holder, 1 DBD400 Barn door
 1 DPLS400 Light shield ring
 1 DEB400H Ballast mounting bracket with clamp, 1 DSCK400 Scrim kit, 1 DSCP400 Scrim pouch, 1 DL400HR Daylight lamp 400 W, blackened,
 1 DSC400 Soft case
 Weight: 29.1 lb. Size: 16.5 x 13 x 16"

DLH400D Standard HMI 1 Light Kit

(Mfr # S400D • B&H # DEK400DB)**5453.50**



K436 Standard 400 W/36 V Tungsten Kit

1 DLH436 Light head 400 W
 1 DT36-1 Ballast
 1 DPOW436 Light head cable, 1 DFH400 Filter holder
 1 DBD400 Barn door
 1 DPLS400 Light shield ring

1 DSCK400 Scrim kit
 1 DSCP400 Scrim pouch
 2 36DL400LL Lamp 400 W 36 V
 1 DCHD400 Hard case
 Weight: 36.8 lb.
 Size: 22.5 x 17 x 10"

Dedo Dimming Tungsten Lighting Kit (Mfr # K436 • B&H # DEK436)**3046.95**

K3x650B Basic 650 W Tungsten Kit

3 DLH650 Light head 650 W
 3 DFH400 Filter holder
 3 DBD400 Barn door
 3 DPLS400 Light shield ring
 3 DSCK400 Scrim kit

3 DSCP400 Scrim pouch
 5 DL650T27 Lamp 650 W
 1 DCHD3 x 6 Hard case
 Weight:(53.6 lb.)
 Size: 41.3 x 21 x 12.3"

Dedo Tungsten 3 Light Kit (Mfr # K3X650B • B&H # DEK3X650B)**4469.95**



LIGHTING KITS



K3x650S Standard 650 W Tungsten Kit

- 3 DLH650 Light head 650 W
 - 3 DFH400 Filter holder, 3 DBD400 Barn door
 - 3 DPLS400 Light shield ring
 - 2 DGRADF400-06 Graduated glass filter
 - 3 DSCK400 Scrim kit, 3 DSCP400 Scrim pouch
 - 3 DST400 Stand, 1 DSCST Stand bag
 - 5 DL650T27 Lamp 650 W
 - 1 DCHD3 x 6 Hard case
- Weight: 69.2 lb. Size: 41.3 x 21 x 12.3"

Dedo Tungsten 3 Light Kit
(Mfr # K3X650S • B&H # DEK3X650S)**5575.95**

K3x400DB Basic 400/575 W Daylight Kit



- 3 DLH400D Light head 400/575 W daylight
 - 3 DEB400D Electronic Ballast 400/575 W daylight, 3 DPOW400D Light head cable
 - 3 DFH400 Filter holder, 3 DBD400 Barn door
 - 3 DPLS400 Light shield ring
 - 3 DSCK400 Scrim kit, 3 DSCP400 Scrim pouch
 - 3 DL400HR Daylight lamp 400 W, blackened
 - 1 DCHD3x4 Hard case
- Weight: 87.4 lb. Size: 41.3 x 21 x 12.3"

Dedo Dimmable HMI 3 Light Kit (Mfr # K3X400DB • B&H # DEK3X400DB)**14,989.50**

K3x400DS Standard 400/575 W Daylight Kit

- 3 DLH400D Light head 400/575 W daylight
 - 3 DEB400D Electronic Ballast 400/575 W daylight, 3 DPOW400D Light head cable
 - 3 DEB400H Ballast mounting bracket w/ clamp
 - 3 DFH400 Filter holder, 3 DBD400 Barn door
 - 3 DPLS400 Light shield ring
 - 2 DGRADF400-06 Graduated glass filter
 - 3 DSCK400 Scrim kit, 3 DSCP400 Scrim pouch
 - 3 DST400 Stand, 1 DSCST Stand bag
 - 3 DL400HR Daylight lamp 400 W, blackened
 - 1 DCHD3x4 Hard case
- Weight: 105.4 lb. Size: 41.3 x 21 x 12.3"

Dedo Dimmable HMI 3 Light Kit
(Mfr # K3X400DS • B&H # DEK3X400DS)**16,338.50**



KPAR DedoPAR 400/575 W Daylight Kit

- 1 DPAR DedoPAR light head with reflector
 - 1 DPAR-S Direct/soft attachment
 - 1 DLSR-8 Speed ring for soft boxes with 4 or 8 rods, 1 DPARBD Barn door
 - 1 DSBSM Dedoflex silver dome, medium
 - 1 DPARD1 Spread lens, flood
 - 1 DPARD2 Spread lens, spot
 - 1 DPARD3 Spread lens, medium
 - 1 DEB400D Electronic Ballast 400/575 W daylight, 1 DPOW400D Light head cable
 - 1 DL400HR Daylight Lamp 400 W, clear
 - 1 DCPAR Hard case
- Weight: 32.9 lb. Size: 22.8 x 17 x 11.4"

Dedopar 400 Watt HMI 1 Light Hard Case Kit (Mfr # KPAR • B&H # DEKPAR)**7397.50**

KPAR-1 DedoPAR 400/575W Daylight Kit



- 1 DPARBD Barn door
 - 1 DPARD1 Spread lens, flood
 - 1 DPARD2 Spread lens, spot
 - 1 DPARD3 Spread lens, medium
 - 1 DEB400D Electronic Ballast 400/575 W daylight
 - 1 DPOW400D Light head cable
 - 1 DL400HR Daylight Lamp 400 W, clear
 - 1 DCPAR Hard case
- Weight: 30.9 lb.
Size: 22.8 x 17 x 11.4"

Dedopar 400 Watt HMI 1 Light Hard Case Kit (Mfr # KPAR-1 • B&H # DEKPAR1)**6554.95**

LIGHTING KITS



K200-1 Sundance Kit Daylight/ Tungsten

- 1 DLH200D Light head 200 W daylight
- 1 DEB200D Electronic Ballast 200 W daylight
- 1 DPOW200D Light head cable
- 1 DBD8 Barn door, 1 DPLS Light shield ring
- 1 DL200DHR Daylight lamp 200 W blackened
- 1 DCHD200-1 Hard case

Weight: 13.5 lb. Size: 18 x 13 x 8.6"

DLH200D Sundance HMI 1 Light Hard Case Kit (Mfr # K200-1 • B&H # DEK2001).....**4192.50**



SM24-1 Mono 150 W 24 V Tungsten Kit

- 1 DLH4 Light head Aspherics2
- 1 DT24-1 Dimmable electronic power supply 24 V,
- 230/240 V AC version add suffix E
- 117 V AC version add suffix U
- 1 DBD8 Barn door, 1 DFH Filter holder
- 2 DL150 Halogen lamp 24 V/150 W
- 1 DSCM Soft case

Weight: 4.7 lb. Size: 11 x 6.7 x 10"

SM241U Tungsten 1 Spotlight Kit (Mfr # SM24-1U • B&H # DESM241U)**964.95**

SM241E Tungsten 1 Spotlight Kit (Mfr # SM24-1E • B&H # DESM241E).....**958.95**

K200-3 Sundance Kit Daylight/Tungsten

- 2 DLH200D Light head 200 W daylight
 - 1 DLH200S Soft light head 200 W daylight
 - 3 DEB200D Electronic Ballast 200 W daylight
 - 3 DPOW200D Light head cable
 - 1 DSBSS Silver dome small, 2 DBD8 Barn door
 - 2 DPLS Light shield ring
 - 2 DTCF Tungsten conversion filter
 - 2 DL200DHR Daylight lamp 200 W blackened
 - 1 DL200THR Ceramic tungsten Lamp 200 W
 - 1 DL200DHR Daylight lamp 200 W, clear
 - 3 DST Stand, 1 DCHD200-3 Hard case
- Weight: 40.3 lb. Size: 22.8 x 17 x 11.4"

Sundance HMI 3 Light Hard Case Kit (Mfr # K200-3 • B&H # DEK2003).....**12,429.95**



S200-2 Sundance Kit Daylight/Tungsten



- 1 DLH200D Light head 200 W daylight
 - 1 DLH200S Soft light head 200 W daylight
 - 2 DEB200D Electronic ballast 200 W daylight
 - 2 DPOW200D Light head cable
 - 1 DSBSS Silver dome small, 1 DBD8 Barn door
 - 1 DPLS Light shield ring, 1 DTCF Tungsten conversion filter, 1 DL200DHR Daylight lamp 200 W blackened
 - 1 DL200THR Ceramic tungsten lamp 200 W
 - 1 DL200DHR Daylight lamp 200 W, clear
 - 2 DST Stand, 1 DSC1-200 Soft case
- Weight: 22.0 lb Size: 23.6 x 9.5 x 10"

S2002 Sundance HMI 2 Light Soft Case Kit (Mfr # S200-2 • B&H # DES2002)**8142.95**

S200-2M Sundance Kit Daylight/Tungsten

- 1 DLH200D Light head 200 W daylight
 - 1 DLH200S Soft light head 200 W daylight
 - 2 DEB200D Electronic ballast 200 W daylight
 - 2 DPOW200D Light head cable, 1 DSBSM Silver dome, medium, 1 DBD8 Barn door, 1 DPLS Light shield ring, 1 DTCF Tungsten conversion filter, 1 DL200DHR Daylight lamp 200 W blackened
 - 1 DL200THR Ceramic tungsten lamp 200 W
 - 1 DL200DHR Daylight lamp 200 W, clear
 - 2 DST Stand, 1 DSC2-200 Soft case
- Weight: 23.2 lb. Size: 29.5 x 10.6 x 11.4"

S2002 Sundance HMI 2 Light Soft Case Kit (Mfr # S200-2M • B&H # DES2002M)**8314.50**

S200-3 Sundance Kit Daylight/ Tungsten

- 2 DLH200D Light head 200 W daylight
 - 1 DLH200S Soft light head 200 W daylight
 - 3 DEB200D Electronic ballast 200 W daylight
 - 3 DPOW200D Light head cable, 1 DSBSM Silver dome, medium, 2 DBD8 Barn door
 - 2 DPLS Light shield ring, 2 DTCF Tungsten conversion filter, 2 DL200DHR Daylight lamp 200 W blackened,
 - 1 DL200THR Ceramic tungsten lamp 200 W
 - 1 DL200DHR Daylight lamp 200 W, clear
 - 3 DST Stand, 1 DSC2-200 Soft case
- Weight: 30.6 lb. Size: 29.5 x 10.6 x 11.4"

S2002 Sundance HMI 3 Light Soft Case Kit (Mfr # S200-3 • B&H # DES2003)**12,682.95**

LIGHTING KITS



K 12 100 W 12 V Tungsten Kits

One DT12-4 master control unit operates four DLH4 light heads with 12 V/100 W lamps. Input voltage on the control unit can be adjusted from 100 to 255 V AC. Color temperature and intensity is switchable in three calibrated steps for each light head.

K12B Basic 100 W 12 V Tungsten Kit

- 4 DLH4 Light head Aspherics2
 - 1 DT12-4 Power supply 4 x 10 – 12 V
 - 4 DPOW3 Light head cable,
 - 1 DXBAT4-3 Battery cable,
 - 4 DBD8 Barn door
 - 4 DST Stand, 1 DH2 Wallholder, 1 CLAMP1 Clamp, 6 DL100 Halogen lamp 12 V/100 W
 - 1 DLBOX Plastic box,
 - 1 DCHD Transport hard case
- Weight: 44.5 lb Size: 22.5 x 17 x 10.25"

Dedo Basic Tungsten 4 Light Kit
(Mfr # K12B • B&H # DEK12B).....**4409.95**

K12S Standard 100 W 12 V Tungsten Kit

- 4 DLH4 Light head Aspherics2
 - 1 DT12-4 Power supply 4 x 10 - 12 V
 - 6 DPOW3 Light head cable, 1 DXBAT4-3 Battery cable, 1 DCAR3 Cigarette lighter adapter, 4 DBD8 Barn door
 - 2 DPLS Light shield ring, 4 DFH Filter holder
 - 1 DGMD Gel filter set – Mixed diffusion
 - 1 DGMB Gel filter set – Mixed blue
 - 4 DST Stand, 1 DSTFX Flexible stand extension
 - 2 DH2 Wallholder, 2 CLAMP1 Clamp
 - 1 DV6B Vacuum mount
 - 8 DL100 Halogen lamp 12 V/100 W
 - 2 DL50 Halogen lamp 12 V/ 50 W
 - 2 DL20 Halogen lamp 12 V/ 20 W
 - 2 DLBOX Plastic box
 - 1 DCHD Transport hard case
- Weight: 49.1 lb Size: 22.5 x 17 x 10.25"

Dedo Standard Tungsten 4 Light Kit
(Mfr # K12S • B&H # DEK12S)**5029.95**

K12M Master 100 W 12 V Tungsten Kit

- 4 DLH4 Light head Aspherics. 1 DT12-4 Power supply 4 x 10 – 12 V, 6 DPOW3 Light head cable, 1 DXBAT4-3 Battery cable
 - 1 DCAR3 Cigarette lighter adapter
 - 4 DBD8 Barn door, 4 DPLS Light shield ring
 - 4 DDCF Dichroic Daylight conversion filter
 - 4 DFH Filter holder
 - 1 DGMB Gel filter set – Mixed blue
 - 1 DGMD Gel filter set – Mixed diffusion
 - 1 DGW Gel filter set –Warm tone
 - 4 DST Stand, 2 DSTFX Flexible stand extension
 - 2 DH2 Wallholder, 2 CLAMP1 Clamp
 - 1 DV6B Vacuum mount, 10 DL100 Halogen lamp 12 V/100 W, 4 DL50 Halogen lamp 12 V/ 50 W. 4 DL20 Halogen lamp 12 V/ 20 W
 - 3 DLBOX Plastic box,
 - 1 DCHD Transport hard case
- Weight: 49.8 lb Size: 22.5 x 17 x 10.25"

Dedo Master Tungsten 4 Light Kit
(Mfr # K12M • B&H # DEK12M)**5499.95**

K 24 150 W 24 V Tungsten Kits

One DT24-3 master control unit operates three DLH4 light heads with 24 V/150 W lamps. Input voltage on the control unit can be adjusted from 100 to 255 V AC. Color temperature and intensity is switchable in three calibrated steps for each light head.

K24B Basic 150 W 24 V Tungsten Kit

- 3 DLH4 Light head Aspherics2
 - 1 DT24-3 Power supply 3 x 17.4 – 24.5 V
 - 3 DPOW3 Light head cable, 3 DBD8 Barn door
 - 3 DST Stand
 - 6 DL150 Halogen lamp 24 V/150 W
 - 1 DLBOX Plastic box
 - 1 DCHD Transport hard case
- Weight: 38.4 lb. Size: 22.5 x 17 x 10.25"

Dedo Basic Tungsten 3 Light Kit (Mfr # K24B • B&H # DEK24B).....**3569.95**

K24S Standard 150 W 24 V Tungsten Kit

- 3 DLH4 Light head Aspherics
- 1 DT24-3 Power supply 3 x 17.4 – 24.5 V
- 6 DPOW3 Light head cable, 3 DBD8 Barn door
- 2 DPLS Light shield ring
- 3 DDCF Dichroic daylight conversion filter
- 3 DFH Filter holder, 3 DST Stand
- 1 DGMD Gel filter set - Mixed diffusion
- 1 DSTFX Flexible stand extension
- 2 DH2 Wallholder, 1 CLAMP1 Clamp
- 1 DV6B Vacuum mount, 6 DL150 Halogen lamp 24 V/150 W, 2 DLBOX Plastic box
- 1 DCHD Transport hard case

Dedo Standard Tungsten 3 Light Kit (Mfr # K24S • B&H # DEK24S)**4596.50**



K24M Master 150 W 24 V Tungsten 3 Light Kit

- The same Kit as the Standard Kit Plus:
- 1 DSCK Scrim kit, 1 DSCP Scrim pouch
 - 1 DGRADF06 Graduated glass filter
 - 1 DP1 Projection attachment, 1 DPGH Gobo holder, 1 DPFS Framing shutter blades
 - 1 DPIR Iris

Master Kit (Mfr # K24M • B&H # DEK24M)**5404.95**

K5600

JOKER-BUG 200 - 400 - 800

The Joker-Bug combines the characteristics of the BUG-LITE, a daylight HMI system without optics, with those of the JOKER, a PAR 46 fixture using a specular parabolic reflector and a set of lenses. In the Bug-Lite mode (no optics) the main application is in traditional Lightbanks as well as Lanterns where it uses the sides as a large reflector, collecting the maximum output of the lamp and filling the front screen very evenly. It is very powerful in daylight interiors and can operate in any position including pointing straight down.

The BEAMER optical accessory turns the BUG-LITE into a JOKER-BUG, a directional PAR unit offering various beam patterns through quick lens changes.

Joker-Bug lights are available in 200, 400 and 800 watt models.

JOKER-BUG 200

The output of the Joker-Bug 200 can be compared to a 750/1000 Watt quartz fixture, but with a power draw of only 3 Amps. It has become a standard for small interiors, interviews, documentaries and car shots. The system will travel and operate in 110 and 220 Volt environments as well as on 24/30 Volt belts or packs with a Slimverter 200 or 400 (a dedicated 200 Watt Slimverter is available to accommodate two Anton Bauer ProPac). The PAR type design was preferred for its spot to flood ration (80 to 1), compactness (no focusing), ease of use and efficiency through diffusing material. The popular set of four lenses (3xPAR36 and a Frosted Fresnel) and barndoor will help to control the beam patterns from 5 degrees to 65 degrees. The "Bug-Lite" configuration is designed to fill evenly a Lantern or any size Lightbank, making it the perfect light for interviews. Its lightweight allows it to hang safely at the end of a boom arm.

Joker-Bug 200 Beamers

Beamers turn BUG Lites into JOKER-BUGS, directional PARs offering adjustable beam focus and changeable lenses. There are 3 BEAMERS available for the Joker-Bug 200:

The **News Beamer** is precision made from aluminum, and features a convenient knob to quickly adjust the beam focus.

The **Beamer** is machined from a solid aluminum block for better cooling, perfect fitting and durability. It has "ears" to hold lens and filters.

The **Local News Beamer** is made from sheet metal, and allows for adjustment of the beam by rotating the unit.

Joker-Bug 200W HMI Light

(Mfr# U0200B; B&H# K5JB200) **Call**

HMI SE Lamp for Joker - 200 Watts

(Mfr# L0200SE; B&H# K5LJ200) **Call**

News Beamer for Joker Bug 200W

(Mfr# A0900BMRN; B&H# K5BNJB200) **Call**

Beamer for Joker-Bug 200W

(Mfr# A0900BMR; B&H# K5BJB200) **Call**

Local News Beamer for Joker-Bug 200W

(Mfr# A0200BMLN; B&H# K5BLNJB200) **Call**

4 Leaf Barndoor Set for Joker 200

(Mfr# A0200BD; B&H# K5BDJ200) **69.95**

Reflector, External for Joker-Bug 200W

(Mfr# POU0200MIR; B&H# K5RBL200) **38.85**

Extension Cable for Joker 200 - 25'

(Mfr# C0900U; B&H# K5EC25J200) **Call**

Color Correction Gels for Joker-Bug 200W - 3200 Degrees Kelvin

(Mfr# A0200CF; B&H# K5FCCJB200) **56.50**

Electronic AC/DC Power Supply f/Joker 200 (90-265V AC/14.4-30V DC)

(Mfr# B0200EACDC; B&H# K5PSACDCJ200) **Call**

Electronic AC/DC Power Supply for 30V Battery Belt (120-220V AC/14.4-30V DC)

(Mfr# B0200EACDC30V; B&H# K5PSACDCJ20Q) **Call**

Electronic Power Supply for Joker 200W (90-265V AC)

(Mfr# B0200E; B&H# K5PSACJ200) **Call**



K5600

JOKER-BUG 200 - 400 - 800

JOKER-BUG 400

The JOKER-BUG 400 offers the most flexible optical configuration for location lighting by achieving Spot to Flood ratios of 80 to 1 with beam angles from as narrow as 5° to as wide as 55°. The JOKER-BUG 400 is delivered with a Clear Glass Beaker for applications where reaching full intensity is important, and a Frosted Glass Beaker when light quality is the prime concern. The 400W MSR lamp was selected for its size/weight and the sizes/weights of the components needed to operate it. The MSR lamp with its GZZ 9.5 base is considerably smaller than the next traditional Wattage, the 575 (G22 base); this in turn allows for more compact and shorter fixture design. The shorter arc gap of the 400 makes up for the difference of output between 400 and 575 and the lower Wattage does not require forced air cooling of the power supply. The small, quiet ballast can be hidden anywhere and plugs in any circuit without risk of overloading. With the Slimverter 400 and two 30 volt batteries, the JOKER-BUG 400 is the largest 30 volt battery powered HMI. Motion Picture Gaffers and Freelance Cameramen have adopted the JOKER-BUG 400 for fine daylight interiors, car shots, two camera interviews, TV magazines, documentaries and industrials.

The Joker News 400 system was designed specifically for the fast pace and quick set ups of news coverage. The ultra fast re-strike lamp starter assures quiet and immediate lamp ignition and re-ignition. This innovative fixture has retained the qualities of the Joker-Bug system, offering two fixtures in one: an Omni-directional fixture and a directional focus-able open face Flood.



Electronic Ballasts

Required to power the Joker-Bug 200, Joker-Bug 400 and Joker-Bug 800, the multi-voltage electronic ballasts, are convection cooled and run on 90-132v, 180-265v and 90-265v AC (depending on the model). A selector switch enables the operator to select which voltage the ballast will operate on. Also on the ballast is an on/off switch that controls all power to the ballast and light head. The ballast can also be used to power the light from a DC battery. When DC operation is required, the voltage converting "Slimverter" must also be used.

Slimverters

The Slimverter connects to the battery, and the ballast plugs into the Slimverter. The Slimverter converts the DC voltage to AC voltage which the ballast can use. It has a cable which has an Amphenol connector that attaches to any 30v battery that has a compatible connector. The Slimverter also has an on/off switch and a heat sink to help reduce heat buildup.



Bug-A-Beam Adapter

The Bug-A-Beam adapts the Joker-Bug 400 into the very popular ETC Source 4 ellipsoidal. Now you can project your patterns, or a spotlight with double the output, using only half the power and producing half the heat!

Joker-Bug 400 Beamers

The News Beamer is precision made from aluminum, and features a convenient knob to quickly adjust the beam focus.

The Beamer is machined from a solid aluminum block for better cooling, perfect fitting and durability. It has "ears" to hold lens and filters.

Joker-Bug 400W HMI Light

(Mfr# U0400B; B&H# K5JB400)Call

HMI SE Lamp for Joker - 400 Watts

(Mfr# L0400SE; B&H# K5LBJ400)Call

News Beamer for Joker Bug 400W

(Mfr# A0400BMRN; B&H# K5BNJB400)Call

Beamer for Joker-Bug 400W

(Mfr# A0400BMR; B&H# K5BJB400)Call

4 Leaf Barndoor Set for Joker 400

(Mfr# A0400BD; B&H# K5BDJ400)66.95

Beaker - Frosted Glass for Joker Bug 400W

(Mfr# P0400FG; B&H# K5BFJB400)103.95

Beaker - Color Corrected f/ Joker-Bug 400

(Mfr# A0400CFB; B&H# K5BCCJB400)109.95

Extension Cable for Joker 400 - 25'

(Mfr# C0900U; B&H# K5EC25J200)252.00

Video Pro Plus Softbox for Joker 400, 200 -

Extra Small - 16 x 22" (Mfr# A0900SB; B&H# K5SBJB200)265.00

Speed Ring, Aluminum - for Joker 400

(Mfr# 9670AL; B&H# CHSRAC65VP)102.95

Carrying Case - for Joker Bug 400W 2 Head Kit

(Mfr# AA0400CC; B&H# K5C2JB400)458.50

Pancake Lantern Softbox for Joker Bug 400

- Medium - 35" (90cm) Diameter (Mfr# A0400PLM; B&H# K5PLSJB400)430.00

Softube for Joker 400W HMI Light

(Mfr# A0400ST; B&H# K5STJ400)Call

Electronic Power Supply for Joker 400W

(90-265V AC) (Mfr# B0400E; B&H# K5PSACJ400)Call

Slimverter 400 for Joker 400 -

30V DC to 115v AC (Mfr# A0400SL; B&H# K5SJ400)Call

Bug-a-Beam Adapter for Joker Bug 400

(Mfr# A0400BAB; B&H# K5BABAJB400)138.50

Lens for Joker 400W - Frosted Fresnel

(Mfr# A0400FF; B&H# K5LFFJ400)63.00

JOKER-BUG 200 - 400 - 800

Blackjack 400

The Blackjack 400 complements the compact line of Joker-Bug with a very small clean Fresnel instrument capable of very wide, yet controllable, beam patterns. It offers the versatility and compactness that encompasses the driving force behind K5600.

The typical design of a Fresnel lensed instrument consists of placing the lamp at or near the focal point of the lens to achieve a "Spot." This being the furthest point from the lens, typically the fixture housing is designed around the maximum distance. Our design allows us to shrink the fixture bay at least one third in depth.

The drop-in Fresnel lenses are removable for quick access to the popular "Open Eye" (no lens) sharp shadow projection mode. Two Fresnels are offered: a Soft and Spot. Precise lamp and reflector positioning ensure a clean light and shadow quality. Double shadowing has been eliminated in either mode. The barndoor for such a wide beam system had to be completely re-thought. The front end is outfitted with special plugs made to receive Chimera poles. The back cover of the unit supports all the ignition electronics, the lamp, its socket and its reflector, reducing maintenance as well as down time. It can also be replaced by a tungsten back, converting the unit to 600W, 3200° Kelvin.



- ◆ For the location videographer or photographer who needs to augment available daylight.
- ◆ Use optional lenses and barndoor set to alter the quality and shape of the light emitted from the fixture.
- ◆ 2 Fresnels are offered: Soft (74x25° beam patterns) and Spot (44x6°).
- ◆ Precise bulb and reflector positioning insure a clean light and shadow quality. Double shadowing has been eliminated in either mode.
- ◆ Main housing: Aluminum casting, high temperature black epoxy. This Housing is made of two interlocking sliding parts. The front ring supports lenses and accessories holders as well as pole plugs for lightbanks.
- ◆ Back cover is mounted on hinges for ease of maintenance or replacement by the Tungsten back option.
- ◆ An optional tungsten back converts this fixture to tungsten bulb use.

Blackjack 400 Fresnel Lenses




Open Eye



Open Eye



Soft



- Blackjack 400 Watt HMI Fresnel Light**
(Mfr# U0400BJ; B&H# K5BJ400) **Call**
- HMI SE Lamp for Joker - 400 Watts**
(Mfr# L0400SE; B&H# K5LBJ400) **Call**
- Lens with Ring for Blackjack 400 - Fresnel Spot**
(Mfr# A0400FM; B&H# K5LFSBJ400Q) **91.95**
- Lens with Ring for Blackjack 400 - Fresnel Soft**
(Mfr# A0400FW; B&H# K5LFSBJ400) **91.95**
- 4 Leaf Barndoor Set for Blackjack 400**
(Mfr# A0400BDJ; B&H# K5BDBJ400) **164.95**
- Head Extension Cable f/ Blackjack 400 - 25'**
(Mfr# C0900E; B&H# K5EC25BJ400) **254.50**
- Lens with Ring for Blackjack 400 - Fresnel Soft.**
(Mfr# A0400FW; B&H# K5LFSBJ400) **91.95**
- Electronic Power Supply for Joker 400W**
(90-265V AC).
(Mfr# B0400E; B&H# K5PSACJ400) **Call**
- Slimverter 400 for Joker 400 - 30V DC to 115v AC.**
(Mfr# A0400SL; B&H# K5SJ400) **626.50**

K5600

JOKER-BUG 200 - 400 - 800

JOKER-BUG 800

After the enormous popularity of the 200 and the 400, the Joker Bug 800's full f-Stop increment seemed logical. The next size up (1200W) monopolizes a full circuit whereas the JOKER-BUG 800 allows for another source such as a 400 while delivering twice the output of that 400. It is comparable to a 3200/4000 quartz fixture but with a power draw of only 12.5 Amps. In Bug-Lite mode (no optics) the main application is in traditional Lightbanks as well as Lanterns where it uses the sides as a large reflector, collecting the maximum output of the lamp and filling the front screen very evenly. It is very powerful in daylight interiors and can operate in any position including pointing down. The BEAMER optical accessory turns the BUG-LITE into a JOKER-BUG, a directional PAR unit offering various beam patterns through quick lens changes. It offers the most flexible optical configuration for location lighting by archieving Spot to Flood ratios 55:1 with beam angles from as narrow as 5° to as wide as 45°. The JOKER-BUG 800 is delivered with a Clear Glass Beaker for applications when full intensity is important, and a Frosted Glass Beaker when light quality is the prime concern. The lamp with it's G22 base remains very compact and easily transportable. The small, quiet ballast can be hidden anywhere and plugs in any circuit without risk of overloading.



FEATURES

- ◆ Lamp Housing: Aluminum casting, high temperature black.
- ◆ Striker compartment is made of aluminum in light gray finish.
- ◆ Lamp Socket: G22, highly insulated for hot retsrike.
- ◆ Safety Glass Beaker: Borosilicate tempered.
- ◆ Yoke: Aluminum casting black high temperature finish.
- ◆ Large T-handle and large brake area for use with Lightbanks,
- ◆ SpeedRings, Louvers and Lanterns.
- ◆ BEAMER housing: Solid one piece machined aluminum with replaceable ears. Black anodized.
- ◆ 90% reflectance electrolytically coated.
- ◆ Mounting/Grip Equipment: All standard 5/8" baby hardware.
- ◆ Lamp: 800 Watt MSR/SE daylight single ended discharge.
- ◆ Special UV-Stop envelope. 600 hours maximum life.
- ◆ Connectors: Veam quarter-turn quick locking.
- ◆ Extension Cable: 25 foot shielded. Common to 200/400 and 800 (nine feet attached to the head).
- ◆ Power Supply: Electronic, square wave flicker free.

Video Pro Plus Softbox for Joker-Bug

The Video Pro Plus is designed for use with HMI and hot lights up to 500 Watts, or strobes. Because of its small size and silver interior, light quality will be spectral with a faster gradation from highlight to shadow areas.

The 16 x 22" size is portable and lightweight. The "Plus" designation of this softbox means you can remove the front face of the softbox if you like.

This softbox comes with a one stop, a 1/2 and 1/4 grid cloth diffuser.



Joker-Bug 800W HMI PAR Light

(Mfr# U0800B; B&H# K5JB800)Call

800 Watt Hot Restrike HMI Lamp for Joker Bug 800 - Single Ended

(Mfr# L0800SE; B&H# K5LJB800)345.95

Beamer for Joker-Bug 800W

(Mfr# A0800BMR; B&H# K5BJB800)Call

4 Leaf Barndoor Set for Joker 800

(Mfr# A0800BD; B&H# K5BDJB800)101.50

Beaker - Frosted Glass for Joker Bug 800W

(Mfr# P0800FG; B&H# K5BFJB800)105.00

Beaker - Clear Glass for Joker Bug 800W

(Mfr# P0800CG; B&H# K5BCJB800)105.00

Extension Cable for Joker 800 - 25'

(Mfr# C0900U; B&H# K5EC25J200)252.00

Carrying Case - for Joker Bug 800W

(Mfr# A0800CCC; B&H# K5CJB800)464.95

Softtube for Joker 800W HMI Light

(Mfr# A0800ST; B&H# K5STJB800)Call

Electronic Power Supply for Joker 800W

(90-265V AC)
(Mfr# B0800E; B&H# K5PSJB800)Call

Lens for Joker 800W - Frosted Fresnel

(Mfr# A0800FF; B&H# K5LFFJB800)84.95

Lens for Joker 800W - Super Wide Flood

(Mfr# A0800SW; B&H# K5LSWFJB800)52.95

Lens for Joker 800W - Medium Flood

(Mfr# A0800MF; B&H# K5LMFJB800)52.95

Lens for Joker 800W - Wide Flood

(Mfr# A0800WF; B&H# K5LWFJB800)52.95

Video Pro Plus Softbox for Joker 400, 200 - Extra Small - 16 x 22"

(Mfr# A0900SB; B&H# K5SBJB200)265.00

Speed Ring, Aluminum - for Joker 400

(Mfr# 9670AL; B&H# CHSRAC65VP)102.95

Pancake Lantern Softbox for Joker Bug 800

- Medium - 35" (90cm) Diameter
(Mfr# A0400PLM; B&H# K5PLSJB400)430.00

JOKER-BUG 200 - 400 - 800

Joker-Bug 200/400 Combo HMI PAR 2 Light News Kit -

1 Joker-Bug 200W, 1 Joker-Bug 400W PAR, Lenses, 2 Electronic Power Supplies, 2- 16x22" Softboxes, Adapter Rings, Barndoors, HMI Bulbs, 2 Single Kit Cases - 600 Total Watts (90-265V AC)

(Mfr# K0200/400JBNDOUB; B&H# K5JB24AC22NK)Call



Joker-Bug 200W/400W HMI PAR Combo Plus AC/DC Kit -

1 Joker-Bug 200W, 1 Joker-Bug 400W PAR, Lenses, 1 AC, 1 AC/DC Power Supplies, 2- 16x22" Softboxes, Adapter Rings, Barndoors, HMI Bulbs, 2 Single Kit Cases - 600 Total Watts (90-265V AC/14-30V DC)

(Mfr# K0200/400JBDOUB; B&H# K5JB24AD22CK)Call



Joker-Bug 200/400 Combo HMI PAR 2 Light News Kit -

1 Joker-Bug 200W, 1 Joker-Bug 400W PAR, Lenses, 2 Electronic Power Supplies, 2- 16x22" Softboxes, Adapter Rings, Barndoors, HMI Bulbs, Large Kit Case - 600 Total Watts (90-265V AC)

(Mfr# K0200/400JBN;
B&H# K5JB24AC2PNK)Call



Joker-Bug 200/400 Combo HMI PAR Anton Bauer Ready Plus Kit -

1 Joker-Bug 200W, 1 Joker-Bug 400W PAR, Lenses, 1 AC, 1- AC/DC Electronic Power Supply, 16x22" Softboxes, Adapter Rings, Barndoors, HMI Bulbs, Case - 600 Total Watts (90-265V AC, 14-30V DC)

(Mfr# K0200/400JB+; B&H# K5JB24AD2PCK)Call



Joker 400 Watt PAR 2 Light News Kit -

2- Joker-Bug 400W PARS, Cables, Electronic Power Supplies, Beamers, Barndoors, HMI Bulbs, 2 Single Kit Cases - 800 Total Watts (90-265V AC)

(Mfr# K0400JNDOUB;
B&H# K5JB4AC22CNK)

Call



Joker-Bug 400W HMI PAR 2 Light Kit -

2 Joker-Bug 400W PARS, Electronic Power Supplies, Beamers, Lenses, Barndoors, Softboxes, HMI Bulbs, 2 Single Kit Cases - 800 Total Watts (90-265V AC)

(Mfr# K0400JBDOUB-; B&H# K5JB4AC22CK)Call



Joker News 400 Watt HMI PAR 2 Light Kit -

2 Joker-Bug 400W PARS, Cables, Electronic Power Supplies, News Beamers, Beakers, 2- 16x22" Softboxes, Speed Rings, Barndoors, HMI Bulbs, Large Kit Case - 800 Total Watts (90-265V AC)

(Mfr# K0400JNPAIR;
B&H# K5JB4AC2PCNK)

Call



Joker-Bug 400 Watt HMI PAR 2 Light Kit -

2 Joker-Bug 400W Lights, Electronic Power Supplies, Beamers, Lenses, Barndoors, 2- 16x22" Softboxes, HMI Bulbs, Large Kit Case - 800 Total Watts (90-265V AC)

(Mfr# K0400JBPAIR+;
B&H# K5JB4AC2PCK)Call



K5600

JOKER-BUG 200 - 400 - 800

Joker-Bug 800 Watt HMI PAR 2 Light Kit

-
2- Joker-Bug 800W Fixtures, Electronic Power Supplies, Barndoors, Cables, Lenses, HMI Bulbs, 2 Kit Cases - 1600 Total Watts (90-265V AC)
(Mfr# K0800JBPAIR; B&H# K5JB8AC2PCK)Call



Joker Bug 400/800 Combo 2 Light HMI PAR Plus Kit

-
Joker Bug 400, 800 Watt PAR, AC Power Supplies, Barndoors, Beakers, Beamers, Lenses, Cables, 16x22" Softbox, Bulbs, 2 Kit Cases - 1200 Total Watts (90-265V AC)
(Mfr# K0400/800JB+; B&H# K5JB48AC22K)Call



Joker-Bug 800W HMI PAR 1 Light Kit

-
Joker-Bug 800W, 800W Electronic Power Supply, Lenses, HMI Bulb, Carrying Case - 800 Total Watts (90-265V AC)
(Mfr# K0800JB; B&H# K5JB800CK)Call



Joker-Bug 800W HMI PAR 1 Light Kit

-
800W Joker-Bug Light, 800W Electronic Power Supply, Lenses, Barndoor, Bulb - NO Case - 800 Total Watts (90-265V AC)
(Mfr# S0800JB; B&H# K5JB800K)Call



Joker-Bug 200W/400W Combo HMI PAR 2 Light Kit

-
1 Joker-Bug 200W, 1 Joker-Bug 400W PAR, Lenses, 2 Electronic Power Supplies, 16x22" Softboxes, Adapter Rings, Barndoors, HMI Bulbs, Large Kit Case - 600 Total Watts (90-265V AC)
(Mfr# K0200/400JB; B&H# K5JB24AC2PCK)Call



Joker-Bug 200 Watt HMI AC/DC Battery Belt Ready PAR Plus Kit

-
2 Joker-Bug 200W Lights, 2 Electronic AC/DC Power Supplies, Lenses, Beamers, 16x22" Softboxes, Barndoors, HMI Bulbs, 2 Kit Cases - 400 Total Watts (90-265V AC, 30V DC)
(Mfr# K0400JBDOUB+; B&H# K5JB4AC22CK)Call



Joker-Bug 200W HMI Anton Bauer Ready PAR Plus Kit

-
2 Joker-Bug 200W Lights, 2 Electronic Power Supplies, Lenses, Beamers, Barndoors, 16x22" Softboxes, HMI Bulbs, Large Kit Case - 400 Total Watts (90-265V AC/14-30V DC)
(Mfr# K0200JBPAIR+; B&H# K5JB2AD2PCK)Call



Joker 400 Watt PAR 1 Light News Kit

-
Joker-Bug 400W, Cable, Electronic Power Supply, Beamer, Barndoors, HMI Bulb, Case - 400 Total Watts (90-265V AC)
(Mfr# K0400JN; B&H# K5JB400NCK)Call



DIVA-LITE

The Diva-Lite 400 and 200 have become the industry's most popular professional cool lighting fixtures for video location work. The Diva-Lite 400 portable softlights boast the company's trademark modular fixture designs with full-range dimming, switching and remote control features. The Diva-Lite 400 Universal can be used anywhere in the world from 100v to 265v AC. Diva-Lite 200 fixtures likewise are portable, versatile units designed for the rigors of run and gun lighting for news or commercial video production. All Diva-Lites can go from nighttime to daytime interiors by switching True Match® tungsten for daylight quality lamps. It's like having two set-ups in one.



Divalite 400 Fluorescent Light Fixture:

Includes built-in dimming ballast, 2-lamp/4-lamp switching, remote switching, built-in barndoors, center mount, Lollipop with Baby Receiver (MTP-LB), reflector, silver louver (LVR-D4 S), gel frame (GFR-D4).

DIV400120: Diva-Lite 400 Fluorescent Light Fixture (120v AC) (Mfr # DIV400120 • B&H # KIDL400CF)**879.95**

DIV400120U: Diva-Lite 400 Universal Fluorescent Light (100-260v AC) (Mfr # DIV400120U • B&H # KIDL400CFU)**1014.95**

DIV400230: Diva-Lite 400 Fluorescent Light Fixture (230v AC) (Mfr # DIV400230 • B&H # KIDL400CFX)**894.95**

Divalite 200 Fluorescent Light Fixture:

Includes built-in dimming ballast, remote dimming, built-in barndoors, center mount, Lollipop with Baby Receiver (MTP-LB), reflector, silver louver (LVR-D2S), gel frame (GFR-D)

DIV200120: Diva-Lite 200 Fluorescent Light Fixture (120v AC) (Mfr # DIV200120 • B&H # KIDL200CF)**629.50**

DIV200230: Diva-Lite 200 Fluorescent Light Fixture (230v AC) (Mfr # DIV200230 • B&H # KIDL200CFX)**629.50**

	Input Voltage	Output Frequency	Dimming Range	Lamp Switch	Amps	Lamps	Dimensions	Weight
Divalite 200 Mfr # DIV200120	120v AC 50/60Hz	30kHz	100-5%	—	1.1A	2 x 55W CFL	26" x 7.5" x 6" with 3.5" barndoors	9 lbs.
Divalite 200 Mfr # DIV200230	230v AC 50/60Hz	30kHz	100-5%	—	0.6A	2 x 55W CFL	26" x 7.5" x 6" with 3.5" barndoors	9 lbs.
Divalite 400 Mfr # DIV400120	120v AC 50/60Hz	30kHz	100-5%	2~4	2.0A	4 x 55W CFL	26" x 125" x 6" with 6" barndoors	13 lbs.
Divalite 400 Mfr # DIV400230	230v AC 50/60Hz	30kHz	100-5%	2~4	1.1A	4 x 55W CFL	26" x 125" x 6" with 6" barndoors	13 lbs.
Divalite 400 Mfr # DIV400120U	Universal 100v-230v AC	30kHz	100-5%	2~4	1.8A	4 x 55W CFL	26" x 125" x 6" with 6" barndoors	14.2 lbs.

Divalite Cases

KAS-D2C: Diva-Lite 200 Travel Case (Mfr # KASD2C • B&H # KITCDL200).....**218.95**

KAS-D4C: Diva-Lite 400 Travel Case (Mfr # KASD4C • B&H # KIDL400TC).....**277.50**

KAS-D22: Diva-Lite 200 Flight Case (2-Unit) (Mfr # KASD4C • B&H # KIDL400TC).....**277.50**

KAS-D42: Diva-Lite 400 Flight Case (2-Unit) (Mfr # KASD4C • B&H # KIDL400TC).....**277.50**

KAS-D2R: Diva-Lite 200/400 Rolling Case (Mfr # KAS-D2-R • B&H # KIRCDL200)**384.50**

KAS-CL6: 6-Lamp Carry Case (55W Compact) (Mfr # KAS-CL6 • B&H # KIC6L55)**29.95**


LVR-D4B: Diva-Lite 400 Louver/Black (Mfr # LVRD4B • B&H # KIDL400LB)**19.50**

LVR-D2B: Diva-Lite 200 Louver/Black (Mfr # LVRD2B • B&H # KIDL200LB)**19.50**

LVR-D490: Diva-Lite 400 Louver 90° (Mfr # LVRD490 • B&H # KIHL90DL400)**169.95**

LVR-D460: Diva-Lite 400 Louver 60° (Mfr # LVRD460 • B&H # KIHL60DL400)**169.95**

Divalite Louvers



LVR-D445: Diva-Lite 400 Louver 45° (Mfr # LVRD445 • B&H # KIHL45DL400).....**169.95**

LVR-D290: Diva-Lite 200 Louver 90° (Mfr # LVRD290 • B&H # KIHL90DL200)**89.95**

LVR-D260: Diva-Lite 200 Louver 60° (Mfr # LVRD260 • B&H # KIHL60DL200)**89.95**

LVR-D245: Diva-Lite 200 Louver 45° (Mfr # LVRD245 • B&H # KIHL45DL200)**89.95**

DIVA-LITE



Diva-Lite Flozier

- DFS-4802:** Diva-Lite 400 Flozier, Full 4' (Mfr # DFS-4802 • B&H # K14DFFDS)**99.95**
- DFS-D4802H:** Diva-Lite 400 Flozier, Half 4' (Mfr # DFS-4802-H • B&H # K14DFHDS)**82.95**
- DFS-D4:** 4 Bank Full Flozier - 2' (Mfr # DFS-D4 • B&H # K14BFF2)**79.95**
- DFS-D4-H:** 4 Bank Half Flozier - 2' (Mfr # DFS-D4-H • B&H # K14BFH2)**82.95**
- DFS-4804:** 4 Bank Full Flozier - 4' (Mfr # DFS-4804 • B&H # K14BFF4)**79.95**
- DFS-4804-H:** 4 Bank Half Flozier - 4' (Mfr # DFS-4804-H • B&H # K14BFH4)**76.50**
- DFS-D2:** Flozier Diffuser for Diva 200 and 2' Double System - 1 Stop (Mfr # DFS-D2 • B&H # K12DFFDS)**82.95**
- DFS-D2-H:** Half Double Flozier for Double System - 2'. (Mfr # DFS-D2-H • B&H # K12DFHDS) .**82.95**

Accessories

- DIM-5:** Remote Dimmer (Mfr # DIMS • B&H # KIRDLS)**72.95**
- MTP-B41F:** Off-Set Female Mounting Plate Adapter - 5/8". (Mfr # MTP-B41F • B&H # KIMTPB41F)**44.50**

Diva-Lite 200 Kits

- KIT-D2-120** (Mfr # KIT-D2-120 • B&H # KIDL200K): Includes 1 Diva-Lite 200 Fixture, Barndoors, Mount, Gel Frame, Diffuser, Travel Case - No Tubes - 110 total watts (110-120v AC)**881.95**
- KIT-D2-230** (Mfr # KIT-D2-230 • B&H # KIDL200KX): Includes Diva-Lite 200 fixture (230v AC) with integral Barndoors, Gel Frame, Louvers, Flozier (full), and travel case ..**881.95**
- KIT-D2-120/2** (Mfr # KIT-D2-120/2 • B&H # KIDL2002RCK): Includes 2 Diva-Lite fixtures, Barndoors, Mounts, Gel frames, Eggcrates, Diffusers, Tube case, Wheeled Travel case - No Tubes - 220 total watts (110-120v AC)....**1619.95**
- KIT-D2-230/2** (Mfr # KITD22302 • B&H # KIDL2002KX): Includes 2 Diva-Lite Fixtures, Barndoors, Mounts, Gel Frames, Eggcrates, Diffusers, Tube Case, Wheeled Travel Case - No Tubes - 220 total watts (230v AC)**1784.95**



Diva-Lite 400 Kits



- KIT-D4-120** (Mfr # KITD4120 • B&H # KIDL400K): Includes Diva-Lite 400 Fixture (120v AC) with integral Barndoors, Gel Frame, Louvers, Flozier (Full), Lamp Case and Travel Case.....**1039.95**
- KIT-D4-230** (Mfr # KITD4230 • B&H # KIDL400SKX): Includes Diva-Lite 400 Fixture (230v AC) with integral Barndoors, Gel Frame, Louvers, Flozier (Full), Lamp Case and Travel Case.....**1039.95**
- KIT-D4-120U** (Mfr # KITD4120U • B&H # KIDL400UK): Includes Diva-Lite 400 Universal Fixture (100v-265v AC) with integral Barndoors, Gel Frame, Louvers, Flozier (Full), Lamp Case and Travel Case.....**1364.95**

FAQ - Kino Flo True Match Lamps

What is the difference between Kino Flos and store bought fluorescents?

Kino Flo True Match lamps are the only High Output (HO) fluorescent lamps designed to correspond to the spectral sensitivity of film and digital imaging. In 1995 Kino Flo was awarded an Academy Award for Technical Achievement for its unique lamp engineering and fixture designs.

What does High Output (HO) mean?

High Output (HO) is the term to describe lamps that are burning at a higher than Standard (Std) lamp current. Normal fluorescent lamp currents operate a lamp at between 280ma to 320ma. HO refers to lamps operating at or above 800ma. Lamps operating at 1500ma are referred to as Very High Output (VHO). Kino Flo Select ballasts can switch between HO/4ft and Std/2ft lamp operation.

Why do my lamps read green on my meter?

In a fixture with restricted air flow, lamps can heat up and exceed the temperature operating range for good color. Lamps should never be fully enclosed with gel or diffusion. As the temperature of a lamp increases, so does the mercury pressure in the lamp. This increased mercury pressure appears as a blue green light. The higher the temperature the bluer and greener a lamp will appear.

Dimming vs. Switching

All fluorescent lamps will drift toward magenta when dimmed. The shift is continual as the lamp physically cools. Kino Flo recommends only dimming one f-stop to ensure good color. The Select Ballast series changes light levels without affecting color balance by switching lamps on and off, and by using the 2ft/4ft select switch, which adjusts by 1/2 f-stop.

How do color meters read fluorescent lamps?

Unfortunately, color meters available to cinematographers are far from being scientifically accurate when reading fluorescents. They are a great tool to determine differences between two given light sources but they can't provide definitive data. You will rarely find two color meters, even the same make and model, that provide equal data. Results between meters may be similar but not identical.

PARABEAM

The ParaBeam 200 and 400 studio fixtures display about the same amount of soft light as a 2,000 Watt and 1,000 Watt tungsten light, respectively. But ParaBeams only use one tenth as much power! Both models take Kino Flo True Match high color rendering lamps (CRI 95). The sleek ParaBeam fixture features optics that compress the focal range of the light to produce a broad, soft source along the horizontal axis, and a narrow beam on the vertical axis. The soft beam actually can be focused for a variety of set lighting looks, from lighting four people across a news desk to spotting down to a single subject.

- ◆ Onboard/remote DMX dimming
- ◆ Select switching (400 fixture only)
- ◆ Center Mount
- ◆ Remote phase dimming with inline accessory
- ◆ Parabolic intensifying reflectors
- ◆ Gel Frame
- ◆ Diffuser
- ◆ Focusing Louver
- ◆ True Match daylight, tungsten

	Input Voltage	Output Frequency	Dimming Range	Amps	Lamps	Dimensions	Weight
ParaBeam 200 DMX	120v AC 50/60Hz	30kHz	100-5%	1.1A	2 x 55W CFL	24.5" x 13.5" x 7.5"	16.5 lbs.
ParaBeam 400 DMX	120v AC 50/60Hz	30kHz	100-5%	2.0A	4 x 55W CFL	24.5" x 24" x 8"	24.2 lbs.



ParaBeam 200 DMX:

Includes 16mm Baby Receiver, center mount, silver louver (LVR-P2S), gel frame (GFR-P2 and diffuser (DFS-P2)

PAR200120: ParaBeam 200 Studio Fixture (120v AC)
(Mfr # PAR-200-12 • B&H # KIPB200)**1100.00**

ParaBeam 400 DMX:

Includes 28mm Junior Pin, center mount, silver louver (LVR-P4S), gel frame (GFR-P4) and diffuser (DFS-P4),

PAR400S120: ParaBeamStudio Fixture (120v AC)
(Mfr # PAR-400-S120 • B&H # KIPB400)**1525.00**

ParaBeam Accessories

Wheeled Shipping Case for 1 Parabeam 400
(Mfr # KAS-P41 • B&H # KIP400SC)**502.95**

Wheeled Shipping Case for 1 Parabeam 200
(Mfr # KAS-P21 • B&H # KIP200SC)**502.95**

4 Leaf Barndoor Set for Parabeam 400
(Mfr # BRD-P4 • B&H # KIBDP400)**393.95**

4 Leaf Barndoor Set for Parabeam 200
(Mfr # BRD-P2 • B&H # KIBDP200)**306.50**

Gel Frame for Parabeam 400
(Mfr # GFR-P4 • B&H # KIP400GF)**33.50**

Gel Frame for Parabeam 200
(Mfr # GFR-P2 • B&H # KIP200GF)**33.50**

Diffuser for Parabeam 400
(Mfr # DFS-P4 • B&H # KIP400D)**39.50**

Diffuser for Parabeam 200
(Mfr # DFS-P2 • B&H # KIP200D)**39.50**

True Match Compact Lamp -
55W/5500K - 21"
(Mfr # 55C-K55 • B&H # KIKF5555DL)**21.50**

Louver for Parabeam 400 - Silver
(Mfr # LVR-P4-S • B&H # KIP400LS)**27.95**

Louver for Parabeam 200 - Silver
(Mfr # LVR-P2-S • B&H # KIP200LS)**27.95**

Honeycomb Louver for Parabeam 400 - 90°
(Mfr # LVR-P490 • B&H # KIL90P400)**196.95**

Honeycomb Louver for Parabeam 200 - 90°
(Mfr # LVR-P290 • B&H # KIL90P200)**129.95**

Honeycomb Louver for Parabeam 400 - 60°
(Mfr # LVR-P460 • B&H # KIL60P400)**188.95**

Honeycomb Louver for Parabeam 200 - 60°
(Mfr # LVR-P260 • B&H # KIL60P200)**129.95**

Honeycomb Louver for Parabeam 400 - 45°
(Mfr # LVR-P445 • B&H # KIL45P400)**196.95**

Honeycomb Louver for Parabeam 200 - 60°
(Mfr # LVR-P245 • B&H # KIL45P200)**129.95**

True Match Compact Lamp -
55W/2900K - 21"
(Mfr # 55C-K29 • B&H # KIKF2955TL)**21.50**



KINO FLO

VISTA BEAM

Kino Flo's VistaBeam 300 and 600 will change the way the industry lights film and television studios. A VistaBeam 600, for example, delivers the equivalent of a 6,000 watt spacelight, but uses only 10 amps of power. Both fixtures have a DMX control system and the ability to produce daylight or tungsten balanced light from the same fixture.

The VistaBeam 600 and 300 display a broad soft beam for studio and location lighting. The VistaBeam 600 puts out more light than a 4K quartz softlight (120VAC) but uses only 9 Amps of power compared to 34 Amps needed for the quartz light. Its compact sibling, the VistaBeam 300, is half the size and delivers more light than a 2,000 watt quartz softlight.

Kino Flo designed the VistaBeam series to be a lightweight alternative to conventional studio softlights such as "chicken coops" and "space lights". VistaBeams also do a better job of illuminating interior and exterior sets with daylight quality light than HMI's punching through fabric diffusion boxes. Fitted with narrow spectrum blue or green visual effects lamps, VistaBeams are ideal for composite screen lighting applications.



VistaBeam 300 DMX

Includes VistaBeam 300 with Center Mount or Yoke Mount, Gel Frame (GFR-V3) and 90° Louver (LVR-V390)

VistaBeam 300 DMX Fluorescent Fixture with Center Mount - 288 Total Watts (120V AC)
(Mfr# VIS-3C-120; B&H# KICMDV300)**2252.50**

VistaBeam 300 DMX Fluorescent Fixture with Yoke Mount - 288 Total Watts (120V AC)
(Mfr# VIS-3Y-120; B&H# KIYMDV300)**2252.50**

8 Lamp Carry Case for VistaBeam 300, 600
(Mfr# KAS-VL8-C; B&H# KITC8LVB)**272.95**

Gel Frame for VistaBeam 300
(Mfr# GFR-V3; B&H# KIV300GF)**29.95**

Honeycomb Louver for VistaBeam 300 - 60°
(Mfr# LVR-V360; B&H# KIL60V300)**218.95**

Honeycomb Louver for VistaBeam 300 - 45°
(Mfr# LVR-V345; B&H# KIL45V300)**218.95**

Yoke Assembly for VistaBeam 300
(Mfr# YOK-V3; B&H# KIV300YA)**249.50**

Yoke Shipping Case for VistaBeam 300 Fluorescent Fixture with Yoke Mount
(Mfr# KAS-V31-Y; B&H# KISCVB300)**629.95**

Center Shipping Case for VistaBeam 300 Fluorescent Fixture with Center Mount
(Mfr# KAS-V31; B&H# KISCCV300)**608.95**

VistaBeam 600 DMX

Includes VistaBeam 600 with Center Mount or Yoke Mount, Gel Frame (GFR-V6) and 90° Louver (LVR-V690)

VistaBeam 600 DMX Fluorescent Fixture with Center Mount - 576 Total Watts (120V AC)
(Mfr# VIS-6C-120; B&H# KICMDV300)**Call**

VistaBeam 600 DMX Fluorescent Fixture with Yoke Mount - 576 Total Watts (120V AC)
(Mfr# VIS-6Y-120; B&H# KIYMDV300)**Call**

8 Lamp Carry Case for VistaBeam 300, 600
(Mfr# KAS-VL8-C; B&H# KITC8LVB)**272.95**

Center Shipping Case for Two VistaBeam 600 Fluorescent Fixtures with Center Mount
(Mfr# KAS-V62; B&H# KISCC2VB600)**1069.95**

Center Shipping Case for VistaBeam 600 Fluorescent Fixture with Center Mount
(Mfr# KAS-V61; B&H# KISCCVB600)**797.95**

Yoke Shipping Case for VistaBeam 600 Fluorescent Fixture with Yoke Mount
(Mfr# KAS-V61-Y; B&H# KISCVB600)**834.95**

Gel Frame for VistaBeam 600
(Mfr# GFR-V6; B&H# KIV600GF)**34.95**

Honeycomb Louver for VistaBeam 300 - 60°
(Mfr# LVR-V660; B&H# KIL60V600)**306.50**

Honeycomb Louver for VistaBeam 300 - 45°
(Mfr# LVR-V645; B&H# KIL45V600)**306.50**


- ◆ DMX lamp switching
- ◆ HO/Standard switching
- ◆ Individual lamp control
- ◆ Flicker-free, remote operation
- ◆ Reflector, Louver and Gel Frame
- ◆ Center Mount or Yoke options
- ◆ Instant-on, dead quiet
- ◆ Low amperage draw
- ◆ Long lamp life
- ◆ Low operating temperature
- ◆ Lower air-conditioning costs
- ◆ Take 5500K daylight, 2900K tungsten True Match lamps, and 550nm green, 420nm blue visual effects lamps
- ◆ Mix 5500K with 2900K lamps to change color temperature
- ◆ DMX and manual switching for stable color temperature and light level control
- ◆ Lower operating costs than quartz lights
- ◆ Cool T7's do not burn out gels
- ◆ Center mount and yoke mount options
- ◆ Multi-use, location daylight fill or soft key, studio soft light, studio blue and green screen lighting

FOTO-FLO

Foto-Flo 400 fixtures supply elegant lighting solutions for photo and video professionals who need the very best in cool light design. The solid-state high output ballast attaches directly to the fixture for ease of use while mounted on a light stand or hung from a studio grid. However, for location work the ballast can be removed to operate the four-lamp fixture remotely up to 75' away. The long soft source can be turned 360° to shape light on a subject and erase shadows on the set. Cool and lightweight, the Foto-Flo 400 fixture can easily be hand held or taped on a wall or ceiling for location interior work.

The Foto-Flo 400 fixture is versatile enough to work as a flattering soft key light for fashion photography as well as digital video production. The broad even beam makes it a popular choice for lighting chromakey walls, table top subjects and dura trans images. For special shots the lamps can be operated outside a fixture, taped under desks or laid behind a stack of books.

Fluorescent tubes and ballasts must be purchased separately.



FEATURES

Kino-Flo Foto-Flo Fixture

- ◆ Built-in barndoors
- ◆ Twist-on center mount
- ◆ Removeable lamp harness, reflector and louver
- ◆ True Match daylight, tungsten
- ◆ Cool-running, so they can work very close to the talent without fear of excessive heat.
- ◆ Has built in barndoors and louvers for added control.
- ◆ Lamps can operated inside or outside of the fixture.




Foto-Flo
Fixture



Foto-Flo
w/optional
eggcrate

High Output Ballast

- ◆ Remote/on-board mounting
- ◆ Light control switching
- ◆ Flicker-free, dead quiet
- ◆ Instant-on



The compact 230VAC or 120VAC Foto-Flo 400 ballast attaches to the fixture for onboard light control, or can be removed to operate the lamps remotely with the included head-to-ballast cable. The ballast has 3-way switching for full, half power, and off.

Foto-Flo 400 Fluorescent Light Fixture Only -
No Ballast, Tubes or Mount
(Mfr# CFX-F4; B&H# KIFF400F)**293.95**

Foto-Flo 400 shell only
(Mfr# FIX-F4; B&H# KIF400FS)**159.95**

Foto-Flo 200/400 Case
(Mfr# KAS-F4-C; B&H# KITCF400)**336.95**

Locking Harness for Foto-Flo 400
(Mfr# HAR-F4; B&H# KIFF400LH)**104.95**

Ballast for Foto Flo 400 (230V AC)
(Mfr# BAL-422-230; B&H# KIFF400BX)**422.50**

Ballast for Foto Flo 400 (120V AC)
(Mfr# BAL-422-120; B&H# KIFF400B)**422.50**

True Match Compact Lamp
75 Watt/5500K - 4' Safety Coated
(Mfr# 488-K55-S; B&H# KILKF554C)**21.50**

True Match Compact Lamp
75 Watts/3200K - 4' Safety Coated
(Mfr# 488-K32-S; B&H# KILKF324C)**21.50**

Mounting Plate with 3/8" Pin for Foto-Flo 400
(Mfr# MTP-K41; B&H# KIMP38FF400)**82.95**

Photo Adapter for Kamio Fluorescent
Ringlight
(Mfr# MTP-KAM6P; B&H# KIKPA)**44.95**

Lollipop with Baby Receiver
(Mfr# MTP-LB; B&H# KILBR)**41.95**

Mega Lollipop with Junior Pin
(Mfr# MTP-LM; B&H# KIMLJP)**82.95**

KAMIO



A soft, fluorescent ringlight, Kamio Ring Lights provide a glamour lighting solution for close ups in film and video photography. The soft, cool Kamio light falls gracefully on the subject's face because it mounts on the lens, unlike conventional on-camera quartz lights that produce heat and shadows. Kamios also display daylight and tungsten quality light without filtration. The Kamio 6 System includes the Kamio 6 fixture, 2-stage clip-on matte box, 12v DC on-camera dimming ballast, and uses True Match daylight (5500°K) or tungsten (3200°K) lamps. Also available without the matte box (Kamio 6E). It can also be mounted to a light stand with the included baby pin adapter.

- Kamio 6 Fluorescent Ringlight** with 2 Stage Filter Tray
(Mfr# KAM6; B&H# KIK6RL2)**467.95**
- Kamio 6E Fluorescent On-Camera Ring Light - ENG**
(Mfr# KAM6E; B&H# KIK6ERL)**279.95**
- Ballast for Kamio Ring Light** 4 Pin, 12V DC
(Mfr# BAL-149X; B&H# KIKBQ)**334.50**
- Ballast Mount Assembly** for Kamio Ring Light
(Mfr# MTP-141; B&H# KIKMB)**52.50**
- Travel Case** for Kamio 6 Ringlight Kit
(Mfr# KAS-KAM6; B&H# KIK6TC).....**299.95**

- 2 Leaf Short Barndoor Set** for Kamio 6
(Mfr# KAM6S; B&H# KIK6BDS).....**294.95**
- Barndoor Leaf** for Kamio 6 Ringlight
(Mfr# KAM6L; B&H# KIK6BDL)**167.95**
- Ballast Clamp with Baby Pin** for Kamio
(Mfr# MTP-141C; B&H# KIKBCBP).....**84.95**
- True Match Kamio Fluorescent Lamp** - 30 Watts/3200K - 9" Ring Diameter
(Mfr# 09C-K32; B&H# K19KF32KL)**82.95**
- True Match Kamio Fluorescent Lamp** - 30 Watts/5500K - 9" Ring Diameter
(Mfr# 09C-K55; B&H# K19KF55CL)**82.95**

- True Match Kamio Fluorescent Lamp** - 20 Watts/3200K - 6" Ring Diameter
(Mfr# 06C-K32; B&H# K16KF32KL)**79.95**
- True Match Kamio Fluorescent Lamp** - 20 Watts/5500K - 6" Ring Diameter
(Mfr# 06C-K55; B&H# K16KF55CL)**79.95**
- Harness** for Kamio 6 Ringlight to Ballast - 6'
(Mfr# HAR-KAM6; B&H# KIKH6Q).....**69.95**
- Extension Cable** for Kamio Ringlight - 15'
(Mfr# X04-K15; B&H# KIEC15)**58.95**
- Three Pin XLR Power Cable** for Kamio - 8'
(Mfr# PWC-241X; B&H# KIPWC241X)**49.95**

MINI-FLO

The Mini-Flo System, sometimes called a "car kit," can be found most often lighting nighttime car interiors and other small areas. However, over the years, the Mini-Flo's unique lightweight and color control features have endeared it to video and broadcast lighting designers as a cool, efficient chin light for speakers at a podium or news anchors in a TV studio. The new breed of Mini-Flo is available with single or two-light dimming ballasts, plus a choice of 9" or 12" fixture and lamp sizes.



- Mini-Flo Fixture - 12"**
(Mfr# CFX-1201; B&H# KIMFF12)**112.50**
- Mini-Flo Fixture - 9"**
(Mfr# CFX-091; B&H# KIMFF9)**112.50**
- Mini-Flo Kit Travel Case**
(Mfr# KAS-MF; B&H# KITCMFK)**139.95**
- Mini-Flo Electronic Dimming Ballast** (100-250V AC, 12V DC)
(Mfr# BAL-239X; B&H# KIMFDB4P).....**369.95**
- Mini-Flo Electronic Dimming Ballast** with 4 Pin XLR Connection (90-230V AC, 12V DC)
(Mfr# BAL-139X; B&H# KIBMF4PXLRL)**167.95**

- Mini-Flo Harness- 12"**
(Mfr# HAR-1201; B&H# K112MFH)**82.95**
- Louwer for Mini-Flo - Black - 12"**
(Mfr# LVR-1201-B; B&H# K112MFLB).....**14.95**
- Eggcrate Louwer for 9" Mini-Flo - Black**
(Mfr# LVR-091-B; B&H# K19MFLB)**14.95**
- True Match Mini Fluorescent Lamp** - 8 Watts/5500K - 12" Uncoated
(Mfr# 122-K55; B&H# K112KF55L).....**19.95**
- True Match Mini Fluorescent Lamp** - 8 Watts/2900K - 12" Uncoated
(Mfr# 122-K29; B&H# K112KF29L).....**19.95**

- True Match Mini Fluorescent Lamp** - 6 Watts/5500K - 9" Uncoated
(Mfr# 092-K55; B&H# K19KF55L).....**19.95**
- True Match Mini Fluorescent Lamp** - 6 Watts/2900K - 9" Uncoated
(Mfr# 092-K29; B&H# K19KF29L).....**19.95**
- Mini-Flo Shell Only - 9"**
(Mfr# FIX-091; B&H# K19MFFS).....**19.95**
- Coiled Flex Arm** - for Mini-Flo - 6'
(Mfr# MTP-MW6; B&H# KIMFFA6C)**24.50**
- Eggcrate Louwer for 9" Mini-Flo - Black**
(Mfr# LVR-091-B; B&H# K19MFLB)**14.95**

LITEPANELS 1x1 - 4x4

Litepanels revolutionary lighting systems bring the advantages of light emitting diode technology to professional production lighting. Only Litepanels employ ultra-efficient LEDs to produce bright projected soft light perfect for working in studio or on location anywhere in the world. It's no surprise that, since their debut at NAB 2004, Litepanels have become an invaluable staple in the arsenal of lighting and camera persons alike.

Choose from the compact Litepanels Mini in 3200°K Flood, 5600°K Flood or 5600°K Spot, LED Ringlite, Litepanels Infrared (IR) for shooting in total darkness or the new revolutionary Litepanels 1x1.

In addition, Litepanels' groundbreaking design provides operators with a unique view-thru capability. The housing features an integrated pattern of hundreds of precisely aligned mini-portals. This offers the ability to view the subject being illuminated from behind the unit.



- ◆ Advantages
- ◆ Only 1.75" (44mm) thick
- ◆ Ultra lightweight & portable
- ◆ 12" square (30.48cm)
- ◆ Runs on AC adapter or battery
- ◆ Heat-free & flicker-free
- ◆ Dims 100% to 0 with minimal color shift
- ◆ Remote dimmer available
- ◆ 5600°K daylight or 3200°K incandescent
- ◆ Modular design for multipanel use
- ◆ 100,000 hour rated lamp life
- ◆ View-thru to see the talent
- ◆ Litepanels award-winning LED technology
- ◆ Optional Backpack PowerCell (1.75 hours)
- ◆ Ballast-free

5600°K Flood • 5600°K Spot • 3200°K Flood

The 1x1 is the most versatile production light ever built. Combining Litepanels' hallmark LED technology in a sophisticated, slimline housing, this revolutionary modular lighting system provides 1'x1' of pure, luminous, soft, directional output.

Highly Controllable

The 1x1 shares many of the technical innovations designed by Litepanels to give you an unmatched level of lighting control. An ergonomic control knob on the back enables instant dimming from 100% to 0 with minimal color shift. Absolutely silent & flicker-free and heat-free, the system can be positioned comfortably close to a subject's face, filling it with an unmatched quality of soft, wrap-around light. For even more control, a set of 6 interchangeable slide-in conversion and diffusion filters is available in various configurations for both daylight and tungsten versions.

Power Efficient

Employing Litepanels' ultra-efficient LEDs, the system draws just 40 Watts @ 24V, yet outputs the equivalent of 500 Watts. The 1x1 is powered via an external 100-240VAC international adapter, which provides 24VDC to the unit. Equipped with an XLR power connector cable, the 1x1 can also run off a variety of 18-28VDC sources, including a standard camera battery, car battery, or an optional Backpack PowerCell.

Multiple Options

Litepanels 1x1 is available as a single daylight or tungsten fixture or in a 4-light kit with light stands and a convenient carrying case. Accessories, including Litepanels' convenient Backpack PowerCell, DMX modules and optional correction/diffusion gels, may be purchased separately.

Remote Dimming Module

By using Litepanels' new optional Remote Dimming Module, operators can override the 1x1 on-board dimmer at distances up to 25-feet, an invaluable capability when the situation calls for adjustments in intensity made away from the light fixture itself.

Square Deal

Litepanels 1x1 measures just 12" (30.48cm) square, is only 1.75" (43mm) thick, and weighs only 3 lbs. (1.36kg). The unit mounts easily on a stand or tripod with a standard TVMP receptacle. With dedicated mounting hardware, the modular design allows 2'x2' and 4'x4' multi-panel configurations.



In addition, Litepanels' groundbreaking design provides operators with a unique view-thru capability. The housing features an integrated pattern of hundreds of precisely aligned mini-portals. This offers the ability to view the subject being illuminated from behind the unit.

LITEPANELS 1x1 - 4x4

The Litepanels 4x4 allows the popular 1x1 fixtures to be arrayed into a single 4x4 lighting source. Without yokes, 16 – 1x1's slide into four columns of a fixed frame.

A dedicated power supply with eight (8) integrated, quick-connect power/data cables mounts to the back of the 4x4 frame to provide singular control over power and dimming of all fixtures of the 4x4.

The combined unit draws only 720 watts of power yet produces 4000 watts of light with an array of "flood" fixtures and 8000 watts with an array of "spot" fixtures. A 25 ft. power cord with 3-prong Edison plug is attached to the power supply housing. Current draw is a total of 6.5 amps @ 110V AC.

The 4x4 aluminum frame is supported via a steel yoke with a standard 1 1/8 in. Junior Pin. The frame and yoke, as well as, the power supply are finished with a black powder coat paint. The assembled fixture (4x4 frame, fixtures, power supply housing) weighs less than 90 lbs.



LITEPANELS 1x1 & 4x4

LED Spotlight, 5600° K - 1 x 1' - (90-260V AC/9-30V DC)	
(Mfr# LP1X1-S; B&H# LI5600SLED)	1555.95
LED Floodlight, 5600° K - 1 x 1' - (90-260V AC/9-30V DC)	
(Mfr# LP1X1-F; B&H# LI5600FLED)	1555.95
LED Floodlight, 3200° K "Tungsten" - 1 x 1' - (90-260V AC/9-30V DC)	
(Mfr# LP1X1-S; B&H# LI5600SLED)	1555.95
Power Supply with Wiring Harness for 4 x 4' Fixture - (90-260V AC/9-30V DC)	
(Mfr# LP4X4-PS; B&H# LIPSWH44)	2119.95
4 x 4' Frame for 16- 1 x 1' Litepanels Fixtures -	
(Mfr# LP4X4-FRAME; B&H# LILP44F)	1269.95
4 x 4' Frame for 16 LP 1 x 1' Fixtures - Frame, Yoke, Power Supply	
(Mfr# LP4X4-F; B&H# LIF44LP1X1)	1214.50
Lithium Battery for 1 x 1' Fixture -	
(Mfr# LP1X1-LPB; B&H# LILB)	619.95
Wireless Remote Dimmer Kit for 1 x 1' -	
(Mfr# LP1X1WRD; B&H# LIWRDKQ)	584.95
Carry Case for LP 1 x 1' Four Light Kit -	
(Mfr# LP1X1-4LC; B&H# LICC4L1X1K)	319.95
2 x 2' Portable Frame for Four LP 1 x 1' -	
(Mfr# LP2X2-FP; B&H# LILP22FCY)	229.95
Wired Remote Dimmer Kit for 1 x 1' -	
(Mfr# LP1X1-RD; B&H# LIWRDK)	229.95
2 x 2' Frame for 4- 1 x 1' Litepanels -	
(Mfr# LP2X2-F; B&H# LILP22FSY)	229.95
V-Mount Battery Adapter Plate - For Litepanels 1x1D-Tap Cable Assembly	
(Mfr# LP1X1-BAPV; B&H# LIAPVMB)	153.50

1.75 hour ultra thin detachable battery for untethered wireless lighting

Dial in 100% to 0 dimming with minimal color shift

Optional Wired or Wireless Remote Dimming Module

OMNI-LIGHT



12v/30v/120v/220v 100-500w AC/DC Focusing Light

The wide 6:1 focusing range of the Omni-Light makes it an ideal key or back-light, or add diffusion or an umbrella and it becomes an excellent soft fill source. Flexibility doesn't stop there. Swap the power cord and lamp and it becomes a battery-powered, hand-held light. Available with a host of accessories and built for heavy duty long life, the popular Omni is a perfect companion to the Tota light.

- ◆ The peened parabolic reflector, designed for maximum light-efficiency, can be replaced with the Super-Spot Reflector, for exceptionally long throws at all voltages.
- ◆ 300/500 watts at 220/240v, 300/420 and 500w at 120v, 250w at 30v, 100w at 12v.
- ◆ Easily handheld with the large, stay-cool folding handle.
- ◆ A gold-reflector can be inserted into this unit to warm up the light.
- ◆ Includes a metal screen to protect the lamp, and a 16' power cord.
- ◆ Constant tension, one-hand, no-yoke tilting (275° with doors; 360° without). Large cool handle pivots in for storage.
- ◆ The Omni will mount to all Lowel mounting accessories as well as all 5/8" light stands and studs.

Omni-Light (Mfr # 01-10 • B&H # LOOL)

With standard #1 reflector, protective screen and 16' cable (less lamp).....**134.95**

Omni-Light with 12v Cigarette Lighter Adaptor

(Mfr # 01-12 • B&H # LOOL12V): With #2 reflector; protective screen, 16' cable and 12v cigarette lighter plug adaptor (less lamp)**158.50**

Omni-Light with Lamp (Mfr # 01-101 • B&H # LOOLL)

Same as above with 120v, 500w FTK lamp.....**162.95**

Omni-Light 2-pin 30v "Amphenol Type" Connector Cable (Mfr # 01-13 • B&H # LOOL30V)

With #2 reflector, protective screen and 5' 2-pin "Amphenol-Type" connector cable (less lamp).....**176.95**

BULBS FOR OMNI-LIGHT

Bulb	Volts	Watts	Kelvin	Avg. Life	SKU	Price
EYL	12	100	3200°K	50 hrs.	GBEYL	16.95
DYG	30	250	3400°K	15 hrs.	GBDYG	17.50
JCD120V	120	300	3200°K	70 hrs.	BEL300W2	33.50
EKB	120	500	3200°K	75 hrs.	GBEKB	18.49
FTK	120	500	3200°K	100 hrs.	GBFTK	21.00
JCD230V	230	300	3200°K	75 hrs.	GBJCD230300Q	39.95

TOTA-LIGHT

120v/220v 300-800w Wide Angle AC Light

Compact, rugged and versatile, the broad throw Tota-Light can be used with its umbrella or gel-frame and diffusion as soft key, fill, or backlight. With its adjustable reflectors, it can be a smooth and even background light, or point it toward the ceiling to raise the ambient light level of a room.



BULBS FOR TOTA-LIGHT

Bulb	Volts	Watts	Kelvin	Avg. Life	SKU	Price
EHZ	120	300	2900°K	2000 hrs.	GBEHZ	9.49
FDN	120	500	3200°K	400 hrs.	GBFDN	16.90
FCZ	120	500	3000°K	2600 hrs.	GBFCZ	14.95
FCM	120	650	3200°K	400 hrs.	GBFCM	12.89
EMD	120	750	3200°K	400 hrs.	GBEMD	17.95
EMF	220/240	800	3200°K	250 hrs.	GBEMF	18.79

Tota-Light (Mfr # T1-10 • B&H # LOTL)

With protective screen and 16' cable (less lamp).....**113.95**

Tota-Light (Mfr # T1-101 • B&H # LOTLL)

With protective screen, 16' cable and 750w EMD lamp.**133.505**

- ◆ 500 and 750w at 120v, 800 at 220/ 240v.
- ◆ 360° constant tension no-yoke tilting. Large, cool knobs.
- ◆ Closes compactly for storage and travel.
- ◆ Adjustable reflecting doors can illuminate four walls evenly from a corner or compensate for light fall-off on vertical surfaces lit from above or below.

TOTA-LIGHT & OMNI-LIGHT ACCESSORIES

TOTA/OMNI LIGHT CONTROLS

T1-20 Tota-Frame

Holds various 10 x 12" gels. Locks directly into all three lights, pans and tilts with the light. Size: Folded 12 x 1 x 1"


(Mfr # T1-20 • B&H # LOTF)**29.50**



Tota Gels

Package of five 10 x 12" sheets. Consists of three Day Blue (T1-70); one ND 3 (T1-71); and one Frost (T1-72).

(Mfr # T1-78 • B&H # LOFSATL).....**12.95**



Tota-Flag

Black aluminum alloy panel attaches to a Flexi-shaft for shadowing subject, background or lens. Two or more snap together. Size: 8 x 12"

(Mfr # T1-52 • B&H # LOTFQ).....**19.95**



Flexi-Shaft

Flexible arm snaps onto Flag-link, Tota-tatch, or Tota-clamp and positions a Tota-flag or Tota-flector. Package of two. Each Flexi-Shaft is 16" and weighs 4 oz.

(Mfr # T1-50 • B&H # LOFS)**23.50**



Tota-brella Standard/Silver

Locks directly onto Tota or Omni without tools to convert to softlight. It is 27" open and 19" closed. It weighs 8 oz.

(Mfr # T1-25 • B&H # LOTBS).....**29.95**



Tota-brella Special/White: Same as above with extremely soft, white reflective surface.

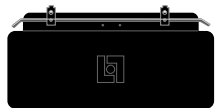
(Mfr # T1-26 • B&H # LOTBW)**24.95**

Tota-Shade

Pivoting panels snap onto Tota and V-lights, providing light and lens-flare control & holding gels. Allows use of gel and umbrella together. (Side panels require top and bottom panels for support.) Size: 9 x 4.5". (Mfr # T1-21 • B&H # LOTS1)**18.50**

Tota-Shade: Set of 4

(Mfr # T1-24 • B&H # LOTS4)**54.50**

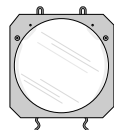
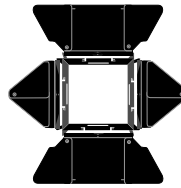


OMNI LIGHT CONTROLS

Complete Barndoor

Barndoor frame with two rectangular and two triangular leaves. Rotates 360° and holds two accessories (filters, snoot, etc.).

(Mfr # O1-20 • B&H # LOBDOL)**55.95**



Diffused Glass

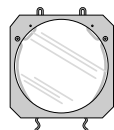
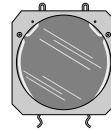
Softens light; reduces intensity and contrast; improves shadow quality. Light loss approx. 40% in flood.

(Mfr # O1-50 • B&H # LODGOL)**32.50**

Dichroic Filter

Converts 3200°K to average daylight with light loss of approx. one stop. Absorbs some U.V.

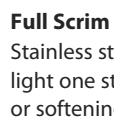
(Mfr # O1-51 • B&H # LODFOL).....**83.95**



Clear Glass

Absorbs some U.V. with 5% light loss.

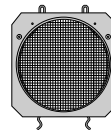
(Mfr # O1-52 • B&H # LOCGOL)**32.50**



Full Scrim

Stainless steel screen reduces light one stop without diffusion or softening of contrast.

(Mfr # O1-54 • B&H # LOSFOL).....**16.50**



Omni Narrow Snoot

For more control with smaller diameter circular cutoff (2.25" diameter). Accepts Fren-L patterns as well as Pro-light barn doors and swing-in accessories.

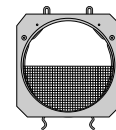
(Mfr # O1-532 • B&H # LOSOLQ).....**64.95**



Snoot

Creates a reduced, soft-edged circle of light. Two joined by a Frame (O1-21) increases effect.

(Mfr # O1-53 • B&H # LOSOL).....**53.95**



Half Scrim

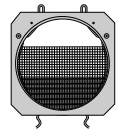
Same as above, covers half the light, rotates 360° to reduce light on any part of the subject that is too bright.

(Mfr # O1-55 • B&H # LOSHOL).....**16.50**

Graduated Scrim

Clear, single and double screen areas gradually reduce light intensity. Compensates for light fall-off on walls and subjects. Rotates 360°.

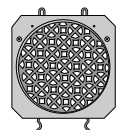
(Mfr # O1-56 • B&H # LOSGOL).....**19.50**



Cookaloris

Cut metal disk creates a soft shadow pattern to "break-up" flat backgrounds.

(Mfr # O1-57 • B&H # LOCOL).....**22.95**

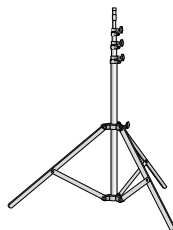


MOUNTING

Omni-Stand

Sturdy and lightweight; it extends to 9'. Collar clamping; standard 5/8" stud. It weight 2.9 lbs., and folds to 27".

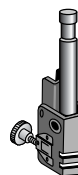
(Mfr # O1-33 • B&H # LOLSOL).....**64.95**



Tota-daptor

Stacks multiple Tota-lights; converts under-sized stands to 5/8". Also accepts two Flexi-shafts with Tota-flags or Flectors.

(Mfr # T1-35 • B&H # LOTD)**19.95**



Tota-Clamp

Clamps onto pipes and objects up to 1 1/8" thick. 5/8" stud locks in two positions and accepts a light. Two Flexi-shafts with Tota-flags can be attached.

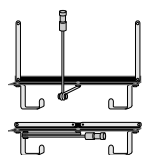
(Mfr # T1-30 • B&H # LOTC).....**23.50**



Tota-Mount

Hangs on doortops, gaffer-tapes to windows and most wall surfaces to support Tota, Omni and other small lights. Folds for storage.

(Mfr # T1-32 • B&H # LOTM)**28.50**




DP LIGHT

The DP is a long time Lowel workhorse. It's a powerful key, backlight or background light. Add an umbrella or diffusion for soft key or fill light, swap to the super-spot reflector for long throws, or customize it with a variety of other accessories. The DP is built for a long multi-use life.

- ◆ Multi-use, halogen source.
- ◆ 500, 750 and 1000-watts at 120v; 500, 650 and 1000-watts at 220v and 240v.
- ◆ Continuously variable beam control.
- ◆ Peened parabolic reflector provides non-crossover beam with axial filament orientation for improved shadow pattern and gel life.
- ◆ 8:1 focus rangewith #1 reflector and FEL lamp.
- ◆ Quick-change super-spot reflector for exceptionally long throws at all voltages.
- ◆ 170° no-yoke, constant- tension, one-handed tilting from straight up to almost straight down.
- ◆ Large cool knobs.
- ◆ Protective front screen must always be used.

DP Light (Mfr # D2-10 • B&H # LODPL)
With protective screen, #1 reflector, 16' cable with switch (less lamp).....**168.95**

DP Light with 120v 1000w FEL Lamp (Mfr # D2-101 • B&H # LODPLL)
Same as above DP Light, but with 120v 1000w FEL lamp**166.95**



BULBS FOR TOTA-LIGHT

Bulb	Volts	Watts	Kelvin	Avg. Life	SKU	Price
EHC	120	500	3200°K	300 hrs.	GBEHC	29.49
EHD	120	500	3000°K	2000 hrs.	GBEHD	29.95
EHF	120	750	3200°K	300 hrs.	GBEHF	29.95
EHG	120	750	3000°K	2000 hrs.	GBEHG	29.95
FEL	120	1000	3200°K	300 hrs.	GBFEL	18.95
JCV220V	220	500	3000°K	2000 hrs.	GBJCV220500	34.95
FEP/220	220	1000	3200°K	150 hrs.	GBFEP	39.99
JCV240V	240	500	3000°K	2000 hrs.	GBJCV240500	34.95
FKR/230	230	650	3100°K	300 hrs.	GBFKR230	54.95
FEP/240	240	1000	3200°K	150 hrs.	GBFEP240	39.95

L-LIGHT



The tiny L-light is an easy-to-hide accent light, a quick kicker, a discreet backlight or, with diffusion, a subtle fill. With a variety of mounting & accessory options, its the perfect answer for those situations where a small, versatile light is needed.

- ◆ Uses any standard Edison (med. E-26) screw-in base lamp, including our special screw-threaded MR-16.
- ◆ Watts: Reflector lamps — up to 300 at 120v.
- ◆ Light controls: clip-on barndoors, umbrella, gels and glass accessories.
- ◆ Compatible with: many ViP and Tota accessories. Barndoors can control lamps up to R-20 in size.
- ◆ 2 Mounting options: Stand-link version (shown) mounts on stands, stud clamps, booms, Scissor-mounts, etc.
- ◆ Home-plate version allows attachment to poles, stands, 2 x 4's, etc., plus floors walls & other vertical surfaces with Gaffer-tape.
- ◆ Stores compactly with a lamp and barndoors attached.
- ◆ Newly updated with IEC connector AC Cable.

L-light with Stand-link (Mfr # L2-10 • B&H # LOLLISL): With 16' switched #18/3 T1-80 cable to extend captive 34" IEC connector cable (less lamp)**93.50**

L-light with Stand-link & Lamp (Mfr # L2-101 • B&H # LOLLISLL): Same as above but with 120v 100w flood lamp and clear glass with holder..... **132.50**

L-light with Home Plate (Mfr # L2-15 • B&H # LOLLIHP): With 16' switched #18/3 T1-80 cable to extend captive 34" IEC connector cable, and 3-yd. roll of Gaffer-tape (less lamp).....**97.50**

DP LIGHT & L-LIGHT ACCESSORIES

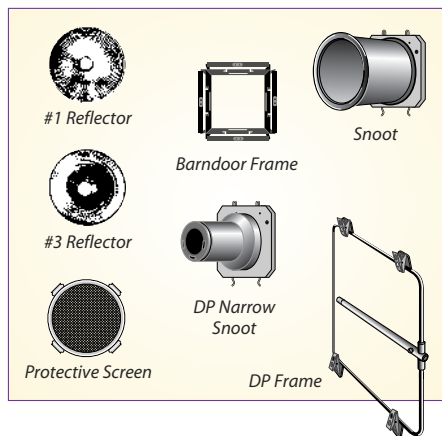
DP LIGHT ACCESSORIES

Reflectors

#1 Reflector (Mfr # D2-15 • B&H # LOR1DPL)
Standard, full focusing reflector with Lowel's peened, parabolic, non-crossover configuration.....**18.50**

#3 Reflector (Mfr # D2-17 • B&H # LOR3DPL)
Super-spot, fixed-focus, reflector has a narrow, high intensity beam for long throws**18.50**

Protective Screen (Mfr # D2-19 • B&H # LOPSDPL)
Supplied with light and in kits. Max. wattage: 1000w. Protects against lamp explosion. Must always be used. Weighs 2 oz**8.95**



Light Controls

Complete Barndoor (Mfr # D2-20 • B&H # LOBDDPL)
Barndoor Frame with two rectangular and two triangular leaves, all expandable. Rotates 360° and holds two DP accessories.....**62.50**

Barndoor Frame (Mfr # D2-21 • B&H # LOBDFDPL)
Same as above minus leaves.....**34.95**

Rectangular Leaf (Mfr # D2-22 • B&H # LORLDPPL)
Locks on frame with 1/4 turn instant release connector; has two expandable wings**18.50**

Triangular Leaf (Mfr # D2-23 • B&H # LOLTDPPL)
Locks on frame with 1/4 turn instant release connector; has two expandable wings**18.95**

Diffused Glass (Mfr # D2-50 • B&H # LODGDPL)
Softens light; reduces intensity and contrast. Light loss 40%. Weighs 4 oz**34.95**

Dichroic Filter (Mfr # D2-51 • B&H # LODFDPL)
Converts 3200°K to average daylight with light loss of 50%. Absorbs some U.V.....**105.95**

Clear Glass (Mfr # D2-52 • B&H # LOCGDPL)
Absorbs some U.V. with 5% light loss.....**33.50**

Full Scrim (Mfr # D2-54 • B&H # LOSFDPL)
Stainless steel screen reduces light by 50% (one f-stop) without diffusion or softening of contrast. Weighs 3 oz.....**17.50**

Half Scrim (Mfr # D2-55 • B&H # LOSHDPL)
Same as above covers half the light, rotates 360° to reduce light on any part of the subject that is too bright. Weighs 3 oz.....**17.50**

Graduated Scrim (Mfr # D2-56 • B&H # LOSGDPL)
Clear, single and double screen areas gradually reduce light intensity. Compensates for light fall-off on walls and subjects. 3 oz**22.95**

Cookaloris (Mfr # D2-57 • B&H # LOCDPL)
Cut metal disk creates a soft shadow pattern to "break-up" flat, bland backgrounds.....**19.95**

Snoot (Mfr # D2-53 • B&H # LOSDPL)
Creates a reduced, soft-edged circle of light. Two, joined by a Frame (D2-21), increase effect. This snoot rotates 360° for each scenario. Weighs 6 oz.....**63.95**

DP Narrow Snoot (Mfr # D2-532 • B&H # LOSDPLQ)
With smaller diameter circular cutoff (2.25" diameter), accepts Fren-L patterns as well as Pro-light barndoors and swing-in accessories. 5.5" length, it weighs 6 oz.....**69.95**

DP Frame (Mfr # D2-24 • B&H # LODPF)
Attaches directly to DP to hold gels 12" x 16". Permanent gel clips and adjustable support arm. Weighs 8 oz**36.95**

Gels for DP Light (Mfr # D2-78 • B&H # LOFSMDPL)
Package of four 12" x 16" sheets. Includes two Day Blue (D2-70); one ND 3 (D2-71); and one Frost (D2-72)**14.50**

DP Gel File (Mfr # GF-15 • B&H # LOGFDP)
13.3 x 18", it weighs 14 oz. It accepts 12" x 16" gels for DP gel frame.....**19.95**

DP Brella Silver (Mfr # D2-25 • B&H # LODPBS)
41" open; 32.5" closed; it weighs 1.4 lbs. Heat resistant, woven, soft-silver fabric surface. Slips directly into DP to convert it to a large soft light. perfect for a 1-2 person head, or head-to-waist shot.....**39.95**

DP Brella White (Mfr # D2-26 • B&H # LODPBW)
Same as above with extremely soft, white reflective surface.....**39.95**

L-LIGHT ACCESSORIES

Light Controls

4-way Clip-on Barndoor (Mfr # L1-20 • B&H # LOBD4LL): Frame with four removable leaves. For use with R-20 and smaller lamps**29.50**

2-way Clip-on Barndoor (Mfr # L1-25 • B&H # LOBD2LL): Same as above, except with only two removable leaves. Accepts ViP Swing-in Accessory Holder or two more leaves**19.95**

Clip-on Barndoor Frame (no leaves) (Mfr # L1-21 • B&H # LOBDFLL): Frame only. Weighs 1.5 oz.....**9.50**

Clip-leaf (only) (Mfr # IP-24 • B&H # LONEPL): Single Clip-on Barndoor. Weighs 1 oz.....**8.50**

Clear Glass in Holder (Mfr # L1-52H • B&H # LOMR16HCG): Attaches to rim of halogen MR-16 lamps. Absorbs U.V. with 5% light loss.....**24.95**

Diffused Glass in Holder (Mfr # L1-50H • B&H # LOMR16HDG): Attaches to rim of halogen MR-16 lamps. Softens light; reduces intensity and contrast. Light loss: approx. 50%.....**26.50**

Dichroic Filter in Holder (Mfr # L1-51H • B&H # LOMR16HDF): Attaches to rim of halogen MR-16 lamps. Converts tungsten to approx. average daylight. Light loss: approx. one stop.....**39.95**

Swing-in Accessory Holder (Mfr # IP-30 • B&H # LOAHPL): Attaches onto Barndoor Frame to accept glass accessories and scrims. Also used for Pro and i-lights.....**13.95**

Diffused Glass with Swing-in Holder (Mfr # IP-50H • B&H # LODGHPPL): Softens light, creates gentler, more flattering, but less dramatic, highlights and shadows.....**21.95**

Dichroic Filter with Swing-in Holder (Mfr # IP-51H • B&H # LODFHPL): Converts tungsten to approximate average daylight**46.95**

Gel-jawz (Mfr # CL-15 • B&H # LOGJ): Package of eight clips that attach to barndoors to securely hold gels in place.....**13.50**

Pro & i Gel Frame (Mfr # IP-40 • B&H # LOFHPL): Holds 5 x 6" gels. Collapses for storage like Tota-frame.....**19.95**

Gels: Frost (Mfr # IP-72 • B&H # LOIP72) or Day Blue (Mfr # IP-70 • B&H # LOIP70) pack of 5**5.50**

ND3 Gels: 5 pack (Mfr # IP-71 • B&H # LOIP71)**7.50**

Assorted Gels: (Mfr # IP-78 • B&H # LOIP78): 5 pack. Includes 3 Day Blue, 1 Frost and 1 ND**6.95**

RIFA eX-LITE

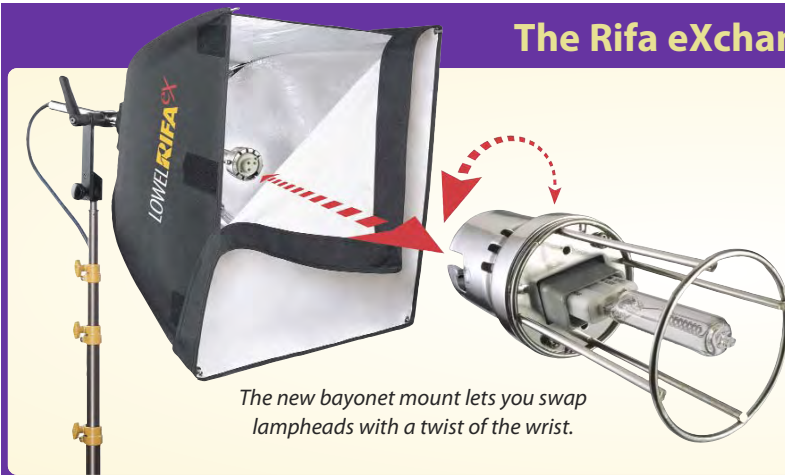
Creating beautiful soft key or fill light doesn't have to be strenuous or time consuming. Compact, lightweight, and self-contained, the Rifa-lite uses a simple design approach as old as the umbrella to achieve its quick and easy setup and strike capabilities. Its abilities are enhanced by the new eXchange System accessory lampheads.

Bathe almost anything, from talking heads to table-top stills, in luxurious almost fool-proof soft light. It is the perfect complement to today's compact, light-sensitive, digital cameras and filmstocks.

The Accessory lampheads of the Rifa eXchange System offer increased versatility to Rifa users. Now your Rifa eX can use screw-threaded daylight fluorescent lamps, or lower wattage and lower voltage tungsten halogen lamps.



The Rifa eXchange Push & Twist Lampheads



The new bayonet mount lets you swap lampheads with a twist of the wrist.

You've loved Rifa's compact portability, 60 second setup, & beautiful output. Now, with the new Lowel Rifa eXchange System, we've added versatility. Now your Rifa eX can use screw-threaded daylight fluorescent lamps, or lower wattage & lower voltage tungsten halogen lamps. Its new patented bayonet mount lets you swap lampheads with a quick push & twist of the wrist!

- ◆ Want Fluorescent? All Rifa's can now use our new high CRI daylight fluorescent lamps.
- ◆ Need less light? All 4 Rifa eX-Lite models can now go down to 125w AC.
- ◆ No AC current? All 4 can use DC battery power.

FEATURES

- ◆ Removable tungsten-halogen Rifa eX lamphead, centered in collapsible silver aluminized high temperature Nomex housing.
- ◆ State of the art woven glass fabric front diffuser offers exceptional heat resistance. Front diffuser must always be used.
- ◆ Quick-change push & twist accessory lampheads allow use of screw-thread daylight fluorescent, or lower wattage & voltage lamps.
- ◆ Easy access pockets on fabric shell allow clip-on gel attachment for correcting to daylight.
- ◆ 105 - 1000w available Tungsten-halogen range when combined with accessory X300 lamphead. Other lamphead options for screw-in daylight fluorescent or incandescent also available.
- ◆ Dedicated softlight fixture with removable 750w lamphead centered in collapsible silver aluminized high temperature Nomex housing.
- ◆ Umbrella-like design for quick 60 second setup & strike.
- ◆ State of the art woven glass fabric front diffuser offers exceptional heat resistance. Front diffuser must always be used.
- ◆ Light controlled with fold-up accessory fabric Egg Crates.
- ◆ A variety of kit options are available.
- ◆ Other accessories include fabric Egg Crates, Balance Bar for more versatile positioning, plus many standard Lowel mounting accessories.
- ◆ Light controlled with fold-up accessory fabric Egg Crates.



1 Remove from bag & place on stand.



2 Pushing in lamp fixture quickly opens shell.



3 Shell fully opens and locks into place.



4 Attach diffuser, plug it in and power it up.

60 Second Set-up

Unlike common, inefficient soft boxes that must first be assembled and then attached to a light as an accessory, the Rifa is both light and soft box combined. Rifa-lites can easily go from carry bag to stand, fully set up, in one minute or less.

RIFA eX-LITE

All 4 original Rifa-lite models have been updated to create the new Lowel Rifa eXchange System. All Rifa eX models come with lampheads that use the exact same lamps Rifa has always used. But now, the new Rifa eXchange System expands your options.

Rifa-Lite EX88 1000 Watt Softbox Light
(Mfr # LC-88EX; B&H # LORL1000): With 4' captive cable, 16' switched #18/3 extending power cord, 32 x 32" light diffuser and carrying sleeve (less lamp).....**589.95**

Rifa-Lite EX66 750 Watt Softbox Light
(Mfr # LC-66EX; B&H # LORL750): With 4' captive cable, 16' switched #18/3 extending power cord, 25 x 25" light diffuser and carrying sleeve (less lamp).....**507.95**

Rifa-Lite EX55 500 Watt Softbox Light
(Mfr # LC-55 EX; B&H # LORL500): With 4' captive cable, 16' switched #18/3 extending power cord, 21 x 21" light diffuser and carrying sleeve (less lamp).....**434.95**

Rifa-Lite EX44 250 Watt Softbox Light
(Mfr # LC-44EX; B&H # LORL250): With 4' captive cable, 16' switched #18/3 extending power cord, 16x16" light diffuser and carrying sleeve (less lamp).....**294.95**

Rifa-Lite EX88 1000 Watt One Light Kit
(Mfr # LC-98LBZ; B&H # LORL1000KY): • Umbrella Style Softbox Light, 32 x 32" (81 x 81cm), Front Diffuser, Changeable Socket, 120v Bulb, Stand, LB30 Soft Kit Case**698.95**

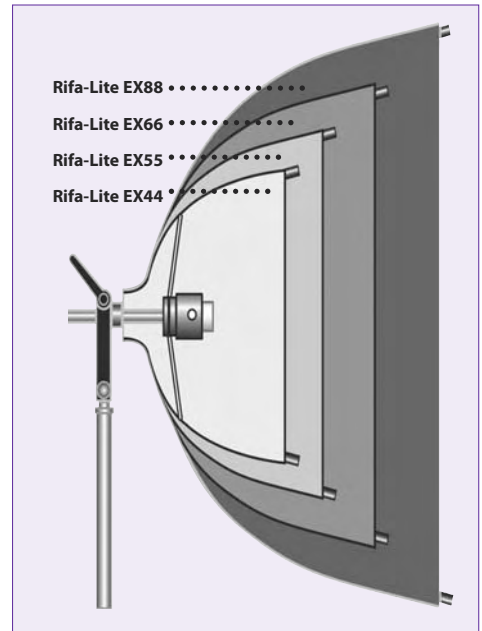
Rifa-Lite EX88 1000 Watt Softbox Light with Lamp (Mfr # LC-88EX1; B&H # LORL1000L): With 4' captive cable, 16' switched #18/3 extending power cord, 32 x 32" light diffuser and carrying sleeve**599.95**

Rifa-Lite EX66 750 Watt Softbox Light with Lamp (Mfr # LC-66EX1; B&H # LORL750L): With 4' captive cable, 16' switched #18/3 extending power cord, 25 x 25" light diffuser and carrying sleeve**516.95**

Rifa-Lite EX66 750 Watt Softbox Light with Lamp (Mfr # LC-55EX1; B&H # LORL500L): With 4' captive cable, 16' switched #18/3 extending power cord, 25 x 25" light diffuser and carrying sleeve.....**463.50**

Rifa-Lite EX44 250 Watt Softbox Light with Lamp (Mfr # LC-44EX1; B&H # LORL250L): With 4' captive cable, 16' switched #18/3 extending power cord, 16x16" light diffuser and carrying sleeve.....**312.95**

Rifa-Lite EX66 750 Watt One Light Kit
(Mfr # LC-96LBZ; B&H # LORL750KY): Umbrella Style Softbox Light, 25 x 25" (63.5 x 63.5cm), Front Diffuser, Changeable Socket, 120v Bulb, Stand, LB40 Soft Kit Case**659.95**



BULBS FOR RIFA eX-LITE							
For	Bulb	Volts	Watts	Kelvin	Avg. Life	SKU	Price
LC-44eX	GCC	12	100	3200°K	100 hrs.	GBGCC	19.95
LC-44eX	GCB	30	200	3200°K	100 hrs.	GBGCB	19.95
LC-44eX	FSH	120	125	3200°K	100 hrs.	GBFSH	17.95
LC-44eX	FVM	120	105	3200°K	250 hrs.	GBFVM	49.95
LC-44eX	FVL	220	200	3200°K	200 hrs.	GBFVL	19.95
LC-44eX	GCA	220	250	3200°K	100 hrs.	GBFCA	22.95
LC-44eX	CP/96	240	300	3400°K	75 hrs.	LOLCP96	19.95
LC-44eX	GLF/P44	230	235	3200°K	100 hrs.	LOLGLF	23.95
LC-44eX	CP/97	240	300	3200°K	75 hrs.	LOLCP97	19.95
LC-55eX	EHC	120	500	3200°K	300 hrs.	GBEHC	29.95
LC-55eX	EHD	120	500	3000°K	2000 hrs.	GBEHD	29.95
LC-55eX	JCV 220V	220	500	3000°K	2000 hrs.	GBJCV220500	34.95
LC-55eX	JCV 240V	240	500	3000°K	2000 hrs.	GBJCV240500	34.95
LC-66eX	EHF	120	750	3200°K	300 hrs.	GBEHF	29.95
LC-66eX	EHG	120	750	3200°K	2000 hrs.	GBEHG	29.95
LC-66eX	FKR/230	230	650	3200°K	300 hrs.	GBFKR230	54.95
LC-88eX	FEL	120	1000	3200°K	300 hrs.	GBFEL	18.95
LC-88eX	FEP/220	220	1000	3200°K	150 hrs.	GBFEP	39.99
LC-88eX	FEP/240	240	1000	3200°K	150 hrs.	GBFEP240	39.95

FABRIC EGG CRATES

40° x 40°

For better light control. Each Egg Crate attaches quickly and afterwards folds up to be stored in its own small lightweight bag. Available with 30°, 40° and 50° dispersion angles.

LC-55EC/50 50% Egg Crate for LC-55..**159.95**
LC-66EC/50 50% Egg Crate for LC-66..**192.95**
LC-88EC/50 50% Egg Crate for LC-88..**229.50**
LC-55EC/40 40% Egg Crate for LC-55..**179.95**
LC-66EC/40 40% Egg Crate for LC-66..**199.95**
LC-88EC/40 40% Egg Crate for LC-88..**246.50**
LC-55EC/30 30% Egg Crate for LC-55..**219.95**
LC-66EC/30 30% Egg Crate for LC-66..**294.95**
LC-88EC/30 30% Egg Crate for LC-88..**303.95**

REPLACEMENT DIFFUSERS


Optional accessory diffusers with more translucent front screens for increased output (aprox 20%) as well as sharper shadows.

LC-55D Diffuser for LC-55.....**79.95**
LC-66D Diffuser for LC-66.....**124.95**
LC-88D Diffuser for LC-55.....**159.95**

CASELITE 2 • CASELITE 4

Compact, Self-Contained Location Fluorescents

For the pro on the go, the all-in-one Caselites offer your choice of daylight or tungsten color in a compact, easy to carry fluorescent package. The current popularity of fluorescent lights in film & video production is well deserved. They offer cool, soft and



efficient light at several times the output of incandescent halogen sources. Unfortunately, they can also be too cumbersome and fragile to use on location, often requiring several cases to carry lights and accessories. The Caselites solve that problem by being compact, lightweight, rugged and completely self-contained without sacrificing output or light quality. The

all-in-one Caselite is both light & case combined. Pop the lid and there's room inside for stand-fitting tilt-bracket & plate, plus power cord, stand, or spare bulbs.



FEATURES

- ◆ Available in two efficient models: 2 x 55w and 4 x 55w tube fixtures.
- ◆ Auto voltage-setting ETL & CE approved models for 120/230v operation
- ◆ Case lid holds spare lamps or stand, plus egg crate, mounting plate, stand tilt bracket, power cord.
- ◆ Internal ballast means quicker setup time.
- ◆ Efficient reflector & ballast design allows maximum light output.
- ◆ Daylight or Tungsten: uses 5300°K or 3000°K compact fluorescent lamps.
- ◆ Individual lamp switches to control output intensity without dimming.
- ◆ Supplied light controls include: quick release egg crate grid, mounted gel clips, dual purpose barndoor/intensifiers.
- ◆ Rugged lightweight stackable case made of heavy duty ABS plastic.
- ◆ Updated tilt-bracket for easy stand mounting and versatile lamp positioning.
- ◆ Ideal for TV news crews & documentary video production.

Caselite 2 (Mfr # CF-20 • B&H # LOCL2): Includes a storage lid, a snap-on eggcrate, two barndoor intensifiers, a mounting plate, a stand-fitting tilt-bracket and eight gel-jaws (less lamps).....**CALL**

Caselite 2 (Mfr # CF-20CE • B&H # LOCL2E): CE approved Euro model (220-230v AC)**859.50**

Caselite 4 (Mfr # CF-40 • B&H # LOCL4): Includes a storage lid, a snap-on eggcrate, two barndoor intensifiers, a mounting plate, a 5/8" baby tilt-bracket and eight gel-jaws (less lamps)**CALL**

Caselite 4 (Mfr # CF-40CE • B&H # LOCL4E): CE approved Euro model (220-230v AC)**1139.95**

Caselite 2 and Caselite 4 Supplied Components

- ◆ Caselite storage lid: Storage space for all the listed components plus Uni Sr. Stand and/or lamps.
- ◆ Snap-on Egg Crate: further controls light spill with loss of output
- ◆ 2 Barndoor/ Intensifiers: Dual purpose reversible Barndoor/Intensifiers can be used with black barndoor side facing in to cut spill or reflective intensifier side facing in to increase output. (approx. 50%)
- ◆ Mounting Plate: Updated Mounting Plate attaches to back of fixture, allowing use of Stand-fitting Tilt-bracket or standard 5/8" stud. Allows fixture to rotate 360°.
- ◆ Stand-fitting Tilt-bracket: Updated bracket with 5/8" stud. Keeps Caselite's center of gravity squarely over stand for best balance, while allowing maximum rotation & angling of fixture.
- ◆ Gel-jawz : Attach to barndoor leaves to hold gels. Package of eight clips. ◆ 16' Power Cable

BULBS FOR CASELITE

Bulb	Volts	Watts	Kelvin	Avg. Life	SKU	Price
FLS-55TU	Osram Studioline 55w/3200	55	3200°K	8000 hrs.	GBFT55SL3200	29.95
FLS-55DA	Osram Studioline 55w/5600	55	3400°K	8000 hrs.	GBFT55SL5600	29.95
FLC-55TU	GE F55BX/CINPLUS32	55	3200°K	8000 hrs.	LOFLC55TU	24.50
FLC-55DA	GE F55BX/CINPLUS55	55	3200°K	8000 hrs.	LOFLC55DA	24.50

LOWELSCANDLES

Multi-Tasking Fluorescent

LowelScandles is the first multi-tasking fluorescent fixture designed for quick and easy choice of light size, intensity and quality, by quick change of accessories. Its unique cluster arrangement of lamps make a whole new set of options possible for adding accessories to shape and direct the output. Ideal for shooting high-res digital portraits or video talking heads.



FEATURES

- ◆ 200-watt daylight or tungsten balanced light output from 8 lamps, switched in pairs for easy variable output.
- ◆ Uses either eight 24-watt (12" length) or eight 18-watt (8" length) compact fluorescent lamps (mfg. avg. life: 8,000 hrs).
- ◆ 90+CRI lamps available in 5500°K and 3000°K. High efficiency output: 50 lumen/Watt.
- ◆ Auto-setting dual-voltage input (120/230v AC, 50/60Hz), flicker-free high efficiency internal ballast (39KHz).
- ◆ For convenient use with a chimera-style softbox, a rotating universal speed ring is permanently installed on fixture. The speed ring accepts the following softbox attachments: Plume, Chimera, Westcott, Photoflex.
- ◆ Quick attachment accessories:
 - Collapsible Front Intensifier with softbox diffuser (supplied).
 - Special purpose aluminum cone reflector

LowelScandles Light with Cone - Tungsten (Mfr # LSF-05TU • B&H # LOSLTC)

With attached universal speed ring, polycarbonate lamp shield, 16' AC cable with switch and eight 5300° Kelvin fluorescent tubes, collapsible cone intensifier and front diffuser**1059.95**

Tungsten LowelScandles 192 Watt Fluorescent Fixture (Mfr # LSF-05DA • B&H # LOSLDC)

With attached universal speed ring, polycarbonate lamp shield, reflector cone, 16' AC cable with switch and eight 5300° Kelvin 24w fluorescent tubes**1032.95**

Tungsten LowelScandles 192 Watt Fluorescent Fixture (Mfr # LSF-10TU • B&H # LOSLT)

With attached universal speed ring, polycarbonate lamp shield, 16' AC cable with switch and eight 3000° Kelvin 24w fluorescent tubes**917.50**

Daylight LowelScandles (Mfr # LSF-10DA • B&H # LOSLD)

With attached universal speed ring, polycarbonate lamp shield, 16' AC cable with switch and eight 5300° 24w Kelvin fluorescent tubes**859.95**

LowelScandles Fluorescent Light Fixture (Mfr # LSF-13 • B&H # LOSL)

Body Only (120-230V AC)**698.95**

LowelScandles Case - Large (Mfr # LSF-82 • B&H # LOLSC)

High-impact polyethylene molded case with hinged lid, recessed wheels and rolling handle, holds 2 Lowel Large Scandles fluorescent lights, plus 2 collapsible cone reflectors and diffusers, 2 KS Jr light stands, and other small accessories**434.95**

LowelScandles Case - Small (Mfr # LSF-81 • B&H # LOSSC)

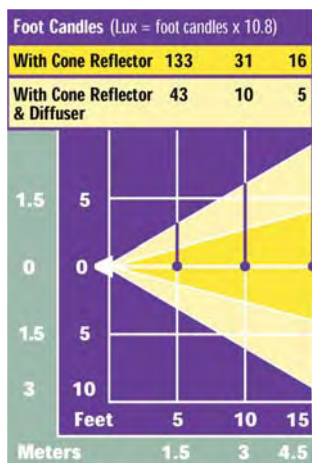
High-impact polyethylene molded case with hinged lid, recessed wheels, shoulder strap and rolling handle. It holds 1 Lowel Small Scandles fluorescent light, plus 1 collapsible cone reflector and diffuser, 1 KS Jr light stand, and other small accessories**249.95**

Collapsible Cone Intensifier with Front Diffuser (Mfr # LSF-15 • B&H # LOCCD)

For Scandles Light**149.95**

Aluminum Cone Reflector (Mfr # LSF-17 • B&H # LOCR)

for Scandles Light**141.95**



BULBS FOR LOWELSCANDLES							
Bulb	Watts	Size	Description	Avg. Life	Kelvin	SKU	Price
LSF-24DA	24	12"	Dulux L 24w/12	8000 hrs.	5300 (Daylight)	LOSLD2412	18.50
LSF-24TU	24	12"	Dulux L 24w/32	8000 hrs.	3000 (Tungsten)	LOSLT2412	18.50
LSF-18DA	18	8"	Dulux L 18w/12	8000 hrs.	5300 (Daylight)	LOSLD188	18.50
LSF-18TU	18	8"	Dulux L 18w/32	8000 hrs.	3000 (Tungsten)	LOSLT188	16.50

LOWEL FLUO-TEC

Studio Fluorescents for Video Production, Video Conferencing, Digital Imaging & Film

Whether you are producing a 24-hour newscast, a high resolution digital photo shoot, or a corporate video conference, the bright soft output and efficient operation of Lowel Fluo-Tec studio fluorescents make beautiful images easier to create.



Is your shooting area a large full blown production facility with DMX controlled console, or a compact table-top web-casting set with 4 outlets in the wall? For either of these, and anything in between, Lowel Fluo-Tec helps you tailor your lighting system to perfectly suit the illumination requirements of your shooting area.



FEATURES

- ◆ 5 dimmable and 5 non-dimmable models, housing from 2-8 55w lamps.
- ◆ Soft, flattering fluorescent in your choice of lamp color temperature, Tungsten or Daylight, with high CRI (Color Rendering Index).
- ◆ Tungsten lamps mix easily with focusable tungsten halogen sources, such as Lowel Fren-L 650, for increased creative control of light quality.
- ◆ All models have a high frequency internal ballast for flicker-free operation.
- ◆ Wide range of available accessories, including mirror-finish intensifiers, honeycomb grids, egg crates & barndoors.
- ◆ Fixtures produce less heat meaning less air conditioning, and longer lamp life

Non-Dimmable Models

These state of the art flicker-free studio fluorescents are great for soft illumination where only basic control of the output is needed. Most also have multiple lamp switches on the unit to vary the output on a limited basis by switching pairs of lamps on or off.

Dimmable Models

- ◆ Dimmer offers digital control from 0 to 100% light output
- ◆ Patented, award winning, state of the art electronics with integrated DMX-512 circuitry, allowing full control from any DMX console, of up to 512 fixtures.
- ◆ Membrane-style digital control panel on the back of the fixture allows manual dimming and manual storage of 4 dimmer settings (retained in fixture, even when powered down).
- ◆ 4-digit LED display shows DMX address, dimming level & lamp life.
- ◆ Remote Port will accept the Lowel IR-DMX External Sensor to use IR-DMX Controller, a remote control accessory system which allows multi-unit remote dimming without the need of a console, for up to 512 fixtures.




About DMX

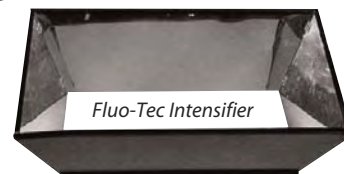
DMX-512 is an addressing & communication protocol that allows a centralized controller (like a lighting console) to address and dim from 1-512 dimmers individually. In this case, it allows a DMX-capable lighting console to assign a separate address for up to 512 different dimmable Lowel Fluo-Tec fixtures, and to send dimming commands to them. Those commands can vary according to the abilities of the controller, but can include pre-timed fades, sub-group programming, and pre-designed lighting plots with stored levels.



Fluo-Tec
Infra Red DMX
Translator



Fluo-Tec
Egg Crate



Fluo-Tec Intensifier

LOWEL FLUO-TEC

Studio 250

Uses 2 compact 55w lamps (not included). Supplied with Gel Frame, Safety Cables (3), Standard Clamp and 10' AC cable. Other mounting devices and AC cable connection options are available. Measures 27.5 x 10.6 x 4.5".

- 120v Dimmable** (Mfr # FLS-250DM • B&H # LOFT250D)**942.95**
- 230v Dimmable** (Mfr # FLS-250DM230 • B&H # LOFT250DX)**997.50**
- 120v Non-Dimmable** (Mfr # FLS-250ND • B&H # LOFT250)**782.95**
- 230v Non-Dimmable** (Mfr # FLS-250ND230 • B&H # LOFT250X)**782.95**

Studio 250cy

Uses 4 compact 55w lamps (not included). Supplied with Gel Frame, Safety Cables (3), Standard Clamp and 10' AC cable. Other mounting devices & AC cable connection options are available. Measures 52 x 10.6 x 4.5".

- 120v Dimmable** (Mfr # FLS-250CYDM • B&H # LOFT250CYD)**1463.95**
- 230v Dimmable** (Mfr # FLS-250CYDM230 • B&H # LOFT250CYDX)**1389.95**
- 120v Non-Dimmable** (Mfr # FLS-250CYND • B&H # LOFT250CY)**1159.95**
- 230v Non-Dimmable** (Mfr # FLS-250CYND230 • B&H # LOFT250CYX)**1159.95**

Studio 450

Uses 4 compact 55w lamps (not included). Supplied with Gel Frame, Safety Cables (3), Standard Clamp and 10' AC cable. Other mounting devices and AC cable connection options are available. Measures 27.5 x 15.75 x 4.5".

- 120v Dimmable** (Mfr # FLS-450DM • B&H # LOFT450D)**CALL**
- 230v Dimmable** (Mfr # FLS-450DM230 • B&H # LOFT450DX)**1279.95**
- 120v Non-Dimmable** (Mfr # FLS-450ND • B&H # LOFT450)**1018.95**
- 230v Non-Dimmable** (Mfr # FLS-450ND230 • B&H # LOFT450X)**1018.95**

Studio 650

Uses 6 compact 55w lamps (not included). Supplied with Gel Frame, Safety Cables (3), Standard Clamp and 10' AC cable. Other mounting devices and AC cable connection options are available. Measures 27.5 x 21 x 4.5".

- 120v Dimmable** (Mfr # FLS-650DM • B&H # LOFT650D)**1595.95**
- 230v Dimmable** (Mfr # FLS-650DM230 • B&H # LOFT650DX)**1639.95**
- 120v Non-Dimmable** (Mfr # FLS-650ND • B&H # LOFT650)**1299.95**
- 230v Non-Dimmable** (Mfr # FLS-650ND230 • B&H # LOFT650X)**1339.95**

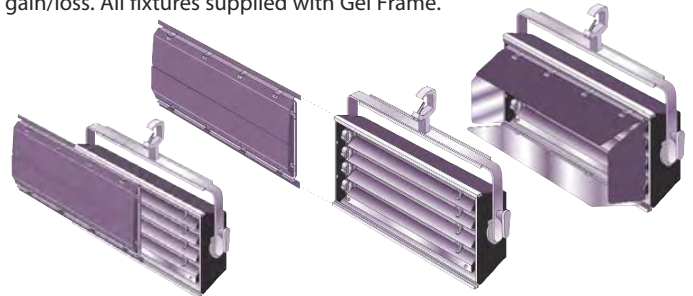
Studio 850

Uses 8 compact 55w lamps (not included). Supplied with Gel Frame, Safety Cables (3), Standard Clamp and applicable 10' AC cable. Other mounting devices and AC cable connection options are available. Measures 27.5 x 26 x 4.5".

- 120v Dimmable** (Mfr # FLS-850DM • B&H # LOFT850D)**1979.95**
- 230v Dimmable** (Mfr # FLS-850DM230 • B&H # LOFT850DX)**1983.95**
- 120v Non-Dimmable** (Mfr # FLS-850ND • B&H # LOFT850)**1608.95**
- 230v Non-Dimmable** (Mfr # FLS-850ND230 • B&H # LOFT850X)**1534.95**

Light Controls

To help control light output, they slide into guides on front of fixture. Some attach to front of Intensifier, if used. See chart for output gain/loss. All fixtures supplied with Gel Frame.



Intensifier: Newly updated mirrored enclosure assembles quickly, mounts on front of the fixture, and almost doubles the output.

- Intensifier 250** (Mfr # FLS-222 • B&H # LOIFT250): For Studio 250.....**229.50**
- Intensifier 450** (Mfr # FLS-422 • B&H # LOIFT450): For Studio 450.....**249.95**
- Intensifier 650** (Mfr # FLS-622 • B&H # LOIFT650): For Studio 650.....**303.95**
- Intensifier 850** (Mfr # FLS-822 • B&H # LOIFT850): For Studio 850.....**364.50**

Barndoors: For trimming spill of the light. 4 adjustable doors. Mounts on front of the fixture.

Egg Crate Grid: Trims spill, but with less control & output loss.

Honeycomb Grid: For greatest control of spill, with some loss of output. For front of fixture or Intensifier. 3 dispersion strengths, 20°, 30° and 40° angles.

Gel Frame: Supplied with fixture. Hinged metal frame accepts color correction gel or diffusion (for added softness). Slides into front of fixture and allows other accessories to be used.

ACCESSORY	LOCATION	OUTPUT LOSS / GAIN	STUDIO 850	STUDIO 650	STUDIO 450	STUDIO 250	STUDIO 250CY
Barndoor	Front of Fixture	N / A	FLS-820	FLS-620	FLS-420	FLS-220	FLS-2520
Intensifier	Front of Fixture	+80%	FLS-822	FLS-622	FLS-422	FLS-222	N / A
Egg Crate	Front of Fixture	-25%	FLS-824	FLS-624	FLS-424	FLS-224	FLS-2524
Honeycomb Grid Black 40°	Front of Fixture	-25%	FLS-834	FLS-634	FLS-434	FLS-234	FLS-2534
Honeycomb Grid Black 30°	Front of Fixture	-35%	FLS-833	FLS-633	FLS-433	FLS-233	FLS-2533
Honeycomb Grid Black 20°	Front of Fixture	-54%	FLS-832	FLS-632	FLS-432	FLS-232	FLS-2532
Honeycomb Grid Black 40°	Front of Intensifier	-30%	FLS-844	FLS-644	FLS-444	FLS-244	N / A
Honeycomb Grid Black 30°	Front of Intensifier	-22%	FLS-843	FLS-643	FLS-443	FLS-243	N / A
Honeycomb Grid Black 20°	Front of Intensifier	-46%	FLS-842	FLS-642	FLS-442	FLS-242	N / A

DV CREATOR & SUPER AMBI KITS

Lowel's DV Creator and Super Ambi Kits combine light fixtures with lamps, stands & accessories from Lowel's wide range of different lighting systems to bring a new level of versatility to their kits. All draw from the Tota/Omni, ViP & Rifa-lite systems to create kit combinations that fit most needs & budgets. Some have hard case options that offer room to grow. Whether you prefer the smaller & mid-sized Lowel DV Creator Kits, or the feature packed Super Ambi Kit, these kits will help you arrive at a location with a greater degree of lighting possibilities in your hand. For those traveling light, Lowel DV Creator Kits are also available in soft cases.



DV Creator 1 Kit

Pro-light (P2-10); Pro-light 4-way barndoors (iP-20); 250w/120v lamp (GCA); Omni-light (O1-10); Omni-light 4-way barndoors (O1-20); 500w/120v lamp (FTK); Tota-light (T1-10); 750w/120v lamp (EMD); three Uni TO stands (UN-55); Tota-frame (T1-20); assorted gels (T1-78); Flexi-shaft pak (T1-50); Tota-flag (T1-52); Tota-brella (T1-25); T/O Lampak (TO-61); GO-85 case (Mfr # DV-901Z • B&H # LODV901Z)**857.95**



DV Creator 44 Kit (DV-9023Z)

Same as Creator Kit 1 PLUS-Rifa-lite 44 (LC-44); 250w, 120v lamp (GCA); 4 Uni TO Stands (UN-55); Pro & i Gel Frame (iP-40); iP Assorted Gels (iP-78); ViP Lampak (ViP-61); with TO-83 Case

(Mfr # DV-9023Z • B&H # LODV9023Z).....**1188.50**

DV Creator 44 Kit (DV-902LBZ)

Same as above, except with LB-30R Soft Case

(Mfr # DV-902LBZ • B&H # LODV902LBZ).....**1087.95**



DV Creator 55 Kit (DV-903Z)

Same as DV Creator 44 Kit (DV-9023Z), except-Rifa-lite 55 (LC-55); 500w, 120v lamp (EHC); 3 Uni TO Stands (UN-55); 1 KS Jr. Stand (DT-33); DP/ Tota Lampak (DT-61) instead of ViP Lampak (ViP-61)

(Mfr # DV-903Z • B&H # LODV903Z)**1308.95**

DV Creator 55 Kit (DV-903LBZ)

Same as above, except with LB-35R Soft Case

(Mfr # DV-903LBZ • B&H # LODV903LBZ).....**1219.95**



Super Ambi Kit (TORP-955)

2 Tota-lights (T1-10)
2 750w, 120v lamps (EMD)
2 Omni-lights (O1-10)
2 Omni Barndoors (O1-20)
2 500w, 120v lamps (FTK)
1 Rifa-lite 55 (LC-55)
1 500w, 120v lamp (EHC)
1 Pro-light (P2-10)
1 Pro-light 4-way Barndoors (iP-20)
1 250w, 120v lamp (GCA)

5 Omni-stands (O1-33)
1 KS Jr. Stand (DT-33)
1 Omni Full Scrim (O1-54)
1 Omni Half Scrim (O1-55)
2 Tota-brellas (T1-25)
3 Tota-frames (T1-20)
2 Assorted Gels (T1-78)
1 Pro & i Gel Frame (iP-40)
1 Pro & i Gels (iP-78)
1 ViP lampak (ViP-61)
1 Tota-flag (T1-52)

1 Tota-flector (T1-54)
1 Pkgs Flexi-shafts (2) (T1-50)
1 Lobo Arm & Lobo (F1-41)
1 Tota-tatch (T1-34)
1 Tota-mount (T1-32)
1 Tota-clamp (T1-30)
1 12-yard roll Gaffer-tape (GT-12)
1 Tota/Omni Lampak (TO-61)
1 DP/Tota Lampak (DT-61)
1 01-86Z Case

(Mfr # # TORP-955 • B&H # LOTORP955)**2038.50**

RIFA eX KITS

With one minute setup and beautiful results, it's easy to see why Rifa Kits are so popular. The expanded abilities of the Rifa eXchange System bring more creative lighting options to the location with you. With accessory lamp-heads, all Rifa eX's can easily convert to use daylight fluorescent, as well as lower wattage AC & DC tungsten-halogen lamps. However, not all Rifa Kit cases can hold eXchange lampheads & fluorescent lamps. As a result, most Rifa Kits also have larger case options that allow you to add an eXchange Accessory Pak, containing lamphead and LampTubes with lamps. You can retrofit an original Rifa-lite and upgrade it to an eX model, add a larger case, and an Accessory Pak to build your own Rifa eXchange Kit.

Rifa eX 44 Kits



Rifa eX 44 Kit (LC-94Z)

Rifa ex 44 (LC-44EX); 200w, 120v lamp (FVL); Uni TO Stand (UN-55); ViP Lampak (ViP-61); V Shoulder Case (V-85)
(Mfr # LC-94Z • B&H # LORL250KZ).....**453.95**

LC-94LBZ:

Same as above except with LB-45 Small Rifa Litebag Soft Case
(Mfr # LC-94LBZ • B&H # LORL250KY)**388.95**



Rifa eX 44 ProKit (LCP-944)

Same as Rifa-lite 44 Kit plus: Pro-light (P2-10); 200w, 120v lamp (FVL); Pro-light 4-way Barndoor (iP-20); Uni-stand (UN-33); Uni TO Stand (UN-55); Pro & i Gel Frame (iP-40); Pro & i Gels (iP-78); Rifa 44 Daylight Gel Set (LC-47); ViP Lampak (ViP-61); Rifa Small Tube Case (R1-82)
(Mfr # LCP-944 • B&H # LORP44K).....**709.95**

LCP-944LB: Same as above except with LB-45 Small Rifa Soft Case
(Mfr # LCP-944LB • B&H # LCP-944LB)**634.95**

Choosing a Rifa 44 eX Kit

- ◆ The Rifa eX 44 kit is the basic tungsten-halogen version, with light, Uni TO Stand, lamp & lampak, and case.
- ◆ The Rifa eX Pro 44 Kit adds a 200w focusable Pro-light for a quick & easy interview kit.

Adding Fluorescent to the Above Kits:

Both above have optional cases with room for adding a FLO-X3 27w Accessory Pak to quickly convert & use (3) 27w fluorescent lamps in the Rifa eX.

- ◆ The Rifa 44 eXtra Kit comes in the GO-85 Case with a FLO-X3 lamphead, (4) 27w fluorescent lamps, & lamptubes inside for the most versatility in a 44 eX kit. Go tungsten-halogen or convert for fluorescent use.



Rifa 44 eXtra/Flo Kit (LC-94XDZ)

Rifa eX 44 (LC-44EX); FLO-X3 Lamphead; 200w, 120v lamp (FVL); 4 27w, 120v Daylight Fluo lamps (E1-27); Uni TO Stand (UN-55); ViP Lampak (ViP-61); 2 Small eX Fluo LampTubes (FLO-X61); GO-85 Case (Mfr # LC-94XDZ)**Call**

LC-94XDLBZ: Same as above With LB-30Small Litebag Soft Case (Mfr # LC-94XDLBZ)**Call**

Rifa eX 55 Kits

- ◆ The Rifa eX 55 kit is the basic tungsten-halogen version, with light, KS Jr. Stand, lamp & lampak, and case.

Rifa eX 55 Kit (LC-95Z)

Rifa eX 55 (LC-55EX); 500w, 120v lamp (EHC); KS Jr. Stand (DT-33); DP Lampak (D2-61); Rifa Small Tube Case (R1-82)
(Mfr # LC-95Z • B&H # LORL500KZ).....**622.95**

LC-95LBZ: Same as above except with LB-45 Small Rifa Litebag Soft Case
(Mfr # LC-95LBZ • B&H # LORL500KY)**568.50**



RIFA eX KITS

Choosing a Rifa 55 eX Kit

- ◆ The Rifa eX 55 kit is the basic tungsten-halogen version, with light, KS Jr. Stand, lamp & lampak, and case.
- ◆ Rifa eX Pro 55 Kit adds a 200w focusable Pro-light for a quick & easy interview kit.
- ◆ The Rifa 55 eXtra Kit comes in the TO-83 Case with a FLO-X3 lamphead, (4) 27w fluorescent lamps & lamptubes, THX-X300 lamphead, 200w lamp & lampak added for most versatility in a 55 eX kit. Light with a range of tungsten-halogen or fluorescent lamps.



Rifa eX Pro 55 Kit LCP-955

Rifa eX 55 (LC-55EX); 500w, 120v lamp (EHC); Pro-light (P2-10); 200w, 120v lamp (FVL); Pro-light 4-way Barndoor (iP-20); Pro & i Gel Frame (iP-40); Pro & i Gels (iP-78); Rifa 55 Daylight Gel Set (LC-57); KS Jr. Stand (DT-33); Uni-stand (UN-33); ViP Lampak (ViP-64); DP/Rifa Lampak (D2-61); Rifa Small Tube Case (R1-82)

(Mfr # LCP-955 • B&H # LORP55K)**867.95**

LCP-955LB Same as above except with LB-45 Small Rifa Litebag Soft Case

(Mfr # LCP-955LB • B&H # LORP55KQ)**834.95**



Rifa 55 eXtra/Flo Kit LC-95XDZ

Rifa eX 55 (LC-55EX); FLO-X3 Lamphead; TH-X300 Lamphead; 500w, 120v lamp (EHC); 4 27w, 120v Daylight Fluo lamps (E1-27); 200w, 120v lamp (FVL); KS Jr. Stand (DT-33); 2 Small eX Fluo LampTubes (FLO-X61); DP Lampak (D2-61); ViP Lampak (ViP-61); TO-83 Case

(Mfr # LC-95XDZ)**Call**

LC-95XDLBZ

With LB-35 Large Litebag Soft

Case (Mfr # LC-95DLBZ)**Call**



Rifa eX Pro 66 Kit LCP-966

Rifa eX 66 (LC-66EX); 750w, 120v lamp (EHF); Pro-light (P2-10); 200w, 120v lamp (FVL); Pro-light 4-way Barndoor (iP-20); Pro & i Gel Frame, (iP-40); KS Jr. Stand (DT-33); Uni-stand (UN-33); Pro & i Gels (iP-78); Rifa 66 Daylight Gel Set (LC-67); ViP Lampak (ViP-61); DP/Rifa lampak (D2-61); Rifa Large Tube Case (R1-83)

(Mfr # LCP-966 • B&H # LORP66K)**979.95**

LCP-966LB: Same as above except with LB-40 Large Rifa Litebag Soft Case

(Mfr # LCP-966LB • B&H # LORP66KQ)**876.95**



Rifa 66 eXtra/Flo Kit LC-96XDZ

- ◆ Kit comes in the TO-83 Case with a FLO-X3 lamphead, THX-X300 lamphead for most versatility in a 66 eX kit. Light with a range of tungsten-halogen or fluorescent lamps.

Rifa eX 66 (LC-66EX); FLO-X3 Lamphead; TH-X300 Lamphead; 750w, 120v lamp (EHF); 4 27w, 120v Daylight Fluo lamps (E1-27); KS Jr. Stand (DT-33); 2 Small eX Lamptubes (FLO-X61); DP Lampak (D2-61); ViP Lampak (ViP-61); TO-83 Case (Mfr # LC-96XDZ)**Call**

LC-96XDLBZ: Same as above except Litebag Soft Case (Mfr # LC-96XDLBZ)**Call**

Rifa eX 66 Kits



- ◆ The original Rifa eX 66 kit is the basic tungsten-halogen version, with light, KS Jr. Stand, lamp & lampak, and case.
- ◆ The Rifa eX Pro 66 Kit adds a 200w focusable Pro-light for a quick & easy interview kit.

Rifa eX 66 Kit LC-96Z

Rifa eX 66 (LC-66EX); 750w, 120v lamp (EHF); KS Jr. Stand (DT-33); DP Lampak (D2-61); Rifa Large Tube Case (R1-83) (Mfr # LC-96Z • B&H # LORL750KZ)**704.95**

LC-96LBZ: Same as above except with LB-40 Large Rifa Litebag Soft Case

(Mfr # LC-96LBZ • B&H # LORL750KY)**659.95**

RIFA eX KITS

Rifa eX 88 Kits



Rifa eX 88 Kit LC-98Z

Rifa eX 88 (LC-88EX); 1000w, 120v lamp (FEL); KS Stand (KS); DP Lampak (D2-61); Rifa Large Tube Case (R1-83)

(Mfr # LC-98Z • B&H # LORL1000KZ) **779.95**

LC-98LBZ: Same as above except with LB-40 Large Rifa Litebag Soft Case

(Mfr # LC-98LBZ • B&H # LORL1000KY) **698.95**



Rifa eX Pro 88 Kit LCP-988

Rifa eX 88 (LC-88EX); 1000w, 120v lamp (FEL); Pro-light (P2-10); 200w, 120v lamp (FVL); Pro-light 4-way Barndoor (iP-20); Pro & i Gel Frame (iP-40); KS Stand (KS); Uni-stand (UN-33); Pro & i Gels (iP-78); Rifa 88 Daylight Gel Set (LC-87); ViP Lampak (ViP-61); DP/Rifa Lampak (D2-61); Rifa Large Tube Case (R1-83)

(Mfr # LCP-988 • B&H # LORP88K) **1037.50**

LCP-988LB: Same as above except with LB-40 Large Rifa Litebag Soft Case

(Mfr # LCP-988LB • B&H # LORP88KQ) **1014.95**



Rifa 88 eXtra/Flo Kit LC-98XDZ

Rifa eX 88 (LC-88EX); FLO-X3 Lamphead; TH-X300 Lamphead; 1000w, 120v lamp (FEL); 4 27w, 120v Daylight Fluo lamps (E1-27); 200w, 120v lamp (FVL); KS Stand (KS); 2 Small eX Lamptubes (FLO-X61); DP Lampak (D2-61); ViP Lampak (ViP-61); Rifa Large Tube Case (R1-83)

(Mfr # LC-98XDZ) **Call**

LC-98XDZLBZ: Same as above except Litebag Soft Case

(Mfr # LC-98XDZLBZ) **Call**

Rifa eX All Soft Kits

For those who want soft key, along with soft fill & soft back light, with quick setup, compact storage & beautiful output, the Lowel All Soft Kits are the answer. Choose from 2 kits, each containing 3 collapsible Rifa's; either 200, 500 & 750w, or 500, 750 & 1000w with lamps & stands.



Rifa Small Triple Soft Kit

Rifa eX Small Triple Soft Kit LC-94564

Rifa eX 66 (LC-66EX); 750w, 120v lamp (EHF) Rifa eX 55 (LC-55EX); 500w, 120v lamp (EHC); Rifa eX 44 (LC-44EX); 1 200w, 120v lamp (FVL); 2 KS Jr. Stands (DT-33); Uni TO Stand (UN-55); DP/Rifa Lampak (D2-61); Tota/Omni Hard Case (TO-84Z) (Mfr # LC-94564 • B&H # LORTSSK) **1569.95**

LC-94563 Same Kit with TO-83 Hard Case

(Mfr # LC-94563 • LORTSSKZ) **1539.95**

LC-9456LB Same Kit with LB-35 Litebag Soft Case

(Mfr # LC-9456LB • LORTSSKQ) **1433.95**

Rifa eX Big Triple Soft Kit LC-9568

Rifa eX 88 (LC-88EX); 1000w, 120v lamp (FEL); Rifa eX 66 (LC-66EX); 750w, 120v lamp (EHF); Rifa eX 55 (LC-55EX); 500w, 120v lamp (EHC); KS Stand (KS); 2 KS Jr. Stands (DT-33); DP/Rifa Lampak (D2-61); Rifa Multi Case (MCSER) (Mfr # LC-9568 • B&H # LORTSBK) .. **1989.95**



Rifa Big Triple Soft Kit

TOTA/OMNI KITS

Classic Lowel workhorse kits, the Tota Kits feature the 180° broad throw Tota which quickly converts to soft key or fill by using a reflective umbrella. Omni Kits feature the 500w focusable Omni, with & without accessories. Tota/Omni Kits feature varying combinations of Totas, Omnis, with accessories. The Tota/Omni System Plus Kits add a quick set-up Rifa soft light and accessories for added versatility. All Tota/Omni Kits come with lamps.

TOTA-LIGHT KITS



TO GO 95 Kit (GO-95Z)

2 Tota-lights (T1-10); 2 750w, 120v lamps (EMD); 2 Uni TO Stands (UN-55); Tota-brella (T1-25); Tota-frame (T1-20); Assorted Gels (T1-78); Tota Lampak (T1-61); GO-85 Case

(Mfr # GO-95Z • B&H # LOGO95Z) ...**563.95**

GO-952Z: Same as above except with T1-82 Tube Case (Mfr # GO-952Z • B&H # LOGO952Z)**534.95**

GO-95LBZ: Same as above except with LB-30 Soft Case (Mfr # GO-95LBZ • B&H # LOGO95LBZ).....**483.50**



Trans-Kit (T1-923Z)

3 Tota-lights (T1-10); 3 750w, 120v lamps (EMD); 3 Omni-stands (01-33); 3 Tota-brellas (T1-25); Tota Lampak (T1-61); Tota/Omni Case (T0-83)

(Mfr # T1-923Z • B&H # LOT1923Z) ...**788.95**

T1-923LBZ: Same as above except with LB-35 Soft Case (Mfr # T1-923LBZ

• B&H # LOT1923LBZ)**747.50**

Solo Kit (TO-96Z)



2 Tota-lights (T1-10); 2 750w, 120v lamps (EMD); 4 Omni-lights (01-10); 4 500w, 120v lamps (FTK); 2 #3 Superspot Reflectors (01-17);

5 Omni-stands (01-33); 4 Omni Barndoors (01-20); 2 Diffused Glass (01-50); 2 Full Scrims (01-54); 2 Half Scrims (01-55);

Graduated Scrim (01-56); Cookaloris (01-57);

3 Tota-brellas (T1-25);

6 Tota-frames (T1-20);

3 Assorted Gels (T1-78);

Lightflector with Tilter (LFT);

4 Tota-flags (T1-52); Tota-flector (T1-54); 4 Flexi-shafts (2

pks) (T1-50); Tota-mount (T1-32);

2 Tota-clamps (T1-30);

Large Space Clamp (SC-10);

2 Tota-tatches (T1-34);

2 Scissor-mounts (CM-20); 12-yard roll Gaffer-tape (GT-12); 2 Screw-in Studs

1 pkg (LSS); 2 Tota/Omni Lampaks (T0-61); Omni Case (01-86Z)

(Mfr # TO-96Z • B&H # LOTO96Z)**2286.50**

OMNI-LIGHT KITS

Omni 3 Kit (01-93Z)

3 Omni-lights (01-10); 3 500w, 120v lamps (FTK); 3 Omni-stands (01-33); 3 Omni-Barndoors (01-20); 2 Full Scrims (01-54); Half Scrim (01-55); Tota-brella (T1-25); 3 Tota-frames (T1-20); 2 Assorted Gels (T1-78); Tota-mount (T1-32); Tota-clamp (T1-30); 12-yard roll Gaffer-tape (GT-12); Omni Lampak (01-61); Tota/Omni Case (T0-84Z)

(Mfr # 01-93Z • B&H # LOO193Z)**1164.95**

01-923LBZ: Same as above except with LB-35 Soft Case

(Mfr # T1-923LBZ • B&H # LOT1923LBZ)**747.50**

TO GO 96 Kit (GO-96Z)

2 Omni-lights (01-10); 2 Omni Barndoors (01-20); 2 500w, 120v lamps (FTK); Tota-frame (T1-20); Assorted Gels (T1-78); Tota-brella (T1-25); 2 Uni TO Stands (UN-55); Omni Lampak (01-61); GO-85 Case

(Mfr # GO-96Z • B&H # LOGO96Z)**689.95**

GO-96LBZ: Same as above except with LB-30 Soft Case

(Mfr # GO-96LBZ • B&H # LOGO96LBZ)**618.95**



Omni 3 Kit (01-93Z)



TO GO 96 Kit (GO-96Z)

TOTA/OMNI KITS



Action Kit

Action Kit (01-92Z)

3 Omni-lights (01-10); 3 500w, 120v lamps (FTK); 3 Omni-stands (01-33); 3 Omni Barndoors (01-20); Omni Lampak (01-61); Tota/Omni Case (T0-84Z) (Mfr # 01-92Z • B&H # LOO192Z)**1019.95**

01-923Z: Same as above except with TO 83 Case (Mfr # 01-92Z • B&H # LOO1923Z)**952.95**

01-92LBZ: Same as above except with LB-35 Soft Case (Mfr # 01-92LBZ • B&H # LOO192LBZ) **868.95**

Omni 4 (01-95Z)

4 Omni-lights (01-10); 4 500w, 120v lamps (FTK); 4 Omni-stands (01-33); 4 Omni Barndoors (01-20); Omni Lampak (01-61); Omni Case (01-86Z) (Mfr # 01-95Z • B&H # LOO195Z)**1313.95**

01-953Z: Same as above except with TO 83 Case (Mfr # 01-953Z • B&H # LOO1953Z)**1227.95**



Omni 4 Kit

TOTA/OMNI KITS



TO GO 97 Kit

TO GO 97 Kit (GO-97Z)

2 Tota-lights (T1-10); 2 750w, 120v lamps (EMD); Omni-light (01-10); Omni Barndoor (01-20); 2 500w, 120v lamps (FTK); Tota-frame (T1-20); Assorted Gels (T1-78); Tota-brella (T1-25); Omni Full Scrim (01-54); 3 Uni TO Stands (UN-55); Tota/Omni Lampak (T0-61); GO-85 Case (Mfr # GO-97Z • B&H # LOGO97Z)**834.95**

GO-97LBZ: Same as above except with LB-30 Soft Case (Mfr # GO-97LBZ • B&H # LOGO97LBZ)**747.50**

TO GO 98 Kit (GO-98Z)

Same as TO GO 97 Kit but with: 2 Omni-lights (01-10); 2 Omni Barndoors (01-20); 2 500w lamps (FTK); Tota-light (T1-10); 750w lamp (EMD); 2 Tota-frames (T1-20); Omni Diffused Glass (01-50) (Mfr # GO-98Z • B&H # LOGO98Z)**917.95**

GO-98LBZ: Same as above except with LB-30 Soft Case (Mfr # GO-98LBZ • B&H # LOGO98LBZ)**849.95**

Basically 3 Kit (TO-973Z)

2 Tota-lights (T1-10); 2 750w, 120v lamps (EMD); Omni-light (01-10); 500w, 120v lamp (FTK); 3 Omni-stands (01-33); Omni Barndoor (01-20); Full Scrim (01-54); 2 Tota-brellas (T1-25); Tota-frame (T1-20); Assorted Gels (T1-78); Tota/Omni Lampak (T0-61); Tota/Omni Case (T0-83) (Mfr # TO-973Z • B&H # LOTO973Z)**899.95**

Elemental Kit (TO-983Z)

2 Omni-lights (01-10); 2 Omni Barndoors (01-20); 2 500w, 120v lamps (FTK); Tota-light (T1-10); 750w, 120v lamp (EMD); 2 Tota-frames (T1-20); Assorted Gels (T1-78); Tota-brella (T1-25); Omni Full Scrim (01-54); Omni Diffused Glass (01-50); 3 Uni TO Stands (UN-55); Tota/Omni Lampak (T0-61); GO-85 Case (GO-85) (Mfr # TO-983Z • B&H # LOTO983Z)**938.95**

TO-98LBZ: Same as above except with LB-35Soft Case (Mfr # TO-98LBZ • B&H # LOTO98LBZ)**869.50**

Ambi Kit (TO-95Z)

2 Tota-lights (T1-10); 2 750w, 120v lamps (EMD); 2 Omni-lights (01-10); 2 500w, 120v lamps (FTK); 4 Omni stands (01-33); 2 Omni Barndoors (01-20); 2 Full Scrim (01-54); Half Scrim (01-55); 2 Tota-brellas (T1-25); 4 Tota-frames (T1-20); 2 Assorted Gels (T1-78); 2 Tota-flags (T1-52); Tota-flector (T1-54); 4 Flexi-shafts 2 pkgs (T1-50); Tota-tatch (T1-34); Tota-mount (T1-32); 2 Tota-clamps (T1-30); 12-yard roll Gaffer-tape (GT-12); 2 Tota/Omni Lampaks (T0-61); Tota/Omni Case (T0-84Z) (Mfr # TO-95Z • B&H # LOTO95Z)**1404.95**



Ambi Kit

TOTA/OMNI KITS

Tota/Omni System Plus Kits

Combining the focusing ability of the Omni-light and the broad throw of the Tota-light with the quick set-up Rifa eX soft source, has created the Tota/Omni Core Kits. There are now 2 to choose from, with either 250w Rifa eX 44, or 500w Rifa eX55. Both have also been enhanced with added light control & mounting accessories, plus they now come with lamps.



Tota/Omni Core 44 Kit TOR-943

Tota-light (T1-10); 750w, 120v lamp (EMD); Omni-light (01-10);
Omni Barndoor (01-20); 500w, 120v lamp (FTK);
Rifa eX 44 (LC-44EX); 200w, 120v lamp (FVL);
3 Uni TO Stands (UN-55); Tota Frame (T1-20);
Tota-brella (T1-25); Assorted Gels (T1-78);
Tota-clamp (T1-30); Tota-mount (T1-32);
Omni Diffused Glass (01-50); 2 Tota-shades (T1-21);
Tota/Omni Lampak (T0-61); ViP Lampak (ViP-61);
TO-83 Case (TO-83)

(Mfr # TOR-943 • B&H # LOTOR943) **1094.95**

TOR-94LB

Same as above Kit but with LB-35 Soft Case

(Mfr # TOR-94LB • B&H # LOTOR94LB) **989.95**

Tota/Omni Core 55 Kit TOR-95Z

Tota-light (T1-10); 750w, 120v lamp (EMD); Omni-light (01-10);
Omni Barndoor (01-20); 500w, 120v lamp (FTK);
Rifa eX 55 (LC-55EX); 500w, 120v lamp (EHC);
Omni Diffuse Glass (01-52); T/O Assorted Gels (T1-78);
2 Omni-stands (01-33); KS Jr. Stand (DT-33); Tota Frame (T1-20);
2 Tota-shades (T1-21); Tota-brella (T1-25); Tota-clamp (T1-30);
Tota-mount (T1-32); Tota/Omni Lampak (T0-61);
DP/Rifa Lampak (D2-61); Tota/Omni 83 Case (T0-83)

(Mfr # TOR-95Z • B&H # LOTOR95Z) **1262.95**

TOR-95LBZ

Same as above Kit but with LB-35 Soft Case

(Mfr # TOR-95LBZ • B&H # LOTOR95LBZ) **1178.95**



ViP KITS

Lightweight and easy to carry, these popular kits have varying combinations of Pro & V-lights, plus lamps & accessories. Lowel has updated many ViP & ViP GO Kits, merging them into the combinations presented here. They have also added light controls & mounting accessories to many of the kits to increase their versatility & value. The smaller kits come with the V-85 or ViP-86 Shoulder Cases, which can be carried in-hand or over-the-shoulder. Their "telescoping" removable lid makes the case expandable.

The majority of the kits come in the GO-85 Case, with its movable velcro partitions for custom kit arrangement. Kits in this case can travel as "carry-on" baggage. Most also come with an air-cushioned carry strap.

All kits have a Litebag soft case option, with movable velcro partitions, as a lightweight cost effective alternative. If you're looking for even more in a ViP Kit, the ViP System Plus Kits add lights from other Lowel Systems.



DV Easy V Kit (V1-90UZ)

- 2 V-lights (V1-10);
- 2 500w, 120v lamps (GDA);
- 2 Uni-stands (UN-33);
- Tota-brella (T1-25);
- Tota-frame (T1-20); Assorted Tota Gels (T1-78);
- ViP Lampak (ViP-61);
- ViP Shoulder Case (V-85)

(Mfr # V1-90UZ • B&H # LOV190UZ)**548.95**



GO Jet Set Kit (VP-97UZ)

- 2 V-lights (V1-10); 2 500w, 120v lamps (GDA); Pro-light (P2-10); 250w, 120v lamp (GCA);
- 3 Uni-stands (UN-33); Pro-light 4-way Barndoor (iP-20); Tota frame (T1-20); Assorted Tota Gels (T1-78); Tota-brella (T1-25) and (T1-26); Clear Glass (iP-49); iP Diffused Glass & Holder (iP-50H); Vipod w/Stud-link (ViP-35S); Tota-clamp (T1-30); ViP Lampak (ViP-61); GO-85 Case

(Mfr # VP-97UZ • B&H # LOVP97UZ)**814.95**

GO Pro-visions Kit (GO-92Z)

- 2 Pro-lights (P2-10);
- 2 250w, 120v lamps (GCA);
- 2 Pro-light 4-way Barndoors (iP-20); 2 Uni-stands (UN-33);
- iP Gel Frame (iP-40);
- iP Assorted Gels (iP-78);
- Tota-brella (T1-25);
- ViP Lampak (ViP-61); GO-85 Case

(Mfr # V1-90UZ • B&H # LOV190UZ)**548.95**



GO All Pro Kit (P1-93UZ)

- 3 Pro-lights (P2-10);
- 3 250w, 120v lamps (GCA);
- 3 Pro-light 4-way Barndoors (iP-20);
- 3 Uni-stands (UN-33); 2 iP Gel-frames (iP-40); Assorted iP Gels (iP-78);
- Tota-brellas (T1-25) and (T1-26);
- Clear Glass (iP-49); Swing in Diffuser (iP-50H); Swing-in Full Scrim (iP-54H);
- Swing-in Half Scrim (iP-55H); Vipod w/Stud-link (ViP-35S); Tota-clamp (T1-30); ViP Lampak (ViP-61);
- GO-85 Case

(Mfr # P1-93UZ • B&H # LOVP98UZ)**874.95**



GO Intro-kit (VP-98UZ)

- V-light (V1-10); 500w, 120v lamp (GDA); 2 Pro-lights (P2-10); 2 250w, 120v lamps (GCA);
- 3 Uni-stands (UN-33); 2 Pro-light 4-way Barndoors (iP-20); Tota-frame (T1-20);
- iP Gel-frame (iP-40); Assorted Gels (T1-78); Assorted iP Gels (iP-78); Tota-brella (T1-25);
- Clear Glass (iP-49); iP Diffused Glass & Holder (iP-50H); Tota-clamp (T1-30);
- Vipod w/Stud-link (ViP-35S); ViP Lampak (ViP-61); 1 GO-85 Case

(Mfr # VP-98UZ • B&H # LOVP98UZ)**874.95**



ViP KITS

These add additional fixtures, lamps & accessories creating easy to carry kits with more advanced abilities. The ViP DV Core Kits add compact, quick setup, ultra-soft Rifa-lites to complement the abilities of the ViP System.

Choose the DV Core 250 Kit to add a 250w Rifa-44 or the DV Core 500 Kit which adds the 500w Rifa-55, along with gel frames & gels, for a compact kit with big possibilities.

The DV Pro Kits are the most versatile of the ViP System Plus Kits. They not only add more V & Pro lights, but also a Rifa-44 or Rifa-55 for beautiful soft light that sets up effortlessly in 60 seconds. They also include lamps and an impressive collection of light control & mounting accessories to give you the creative tools you need. All DV Pro Kits come with lamps.



DV Core 250 Kit (DVC-91)

Pro-light (P2-10); 250w, 120v lamp (GCA);
 Pro-light 4-way barndoors (iP-20); 1 V-light (V1-10);
 500w, 120v lamp (GDA); Rifa-lite 44 (LC-44);
 250w, 120v lamp (GCA); 2 Uni-stands (UN-33);
 Uni TO Stand (UN-55); Tota Frame (T1-20); Tota-brella (T1-25);
 Pro & i Gel Frame (iP-40); iP-Gels (iP-78);
 Assorted Gels (T1-78); Clear Glass (iP-49); iP Swing-in Diffuser (iP-50H);
 ViP-Lampak (ViP-61); GO-85 Case
 (Mfr # DVC-91 • B&H # LODVC91)**973.95**

DV Core 500 Kit (DVC-92)

Pro-light (P2-10); Pro-light 4-way barndoor (iP-20);
 200w, 120v lamp (FVL); V-light, (V1-10) 500w, 120v lamp (GDA)
 Rifa eX 55 (LC-55EX); 500w, 120v lamp (EHC);
 2 Uni-stands (UN-33); KS Jr. Stand (DT-33);
 Tota Frame (T1-20); 1 Tota-brella (T1-25);
 Assorted Gels (T1-78); Pro & i Gel Frame (iP-40); iP-Gels (iP-78);
 Clear Glass (iP-49); iP Swing-in Diffuser (iP-50h); ViP Lampak (ViP-61);
 DP/Rifa Lampak (D2 -61); TO-83 Case
 (Mfr # DVC-92 • B&H # LODVC92)**1122.95**

DVC-92LB

Same as above but with LB-35 Soft Case

(Mfr # DVC-92LB • B&H # LODVC92LB)**998.95**



ViP SYSTEM PLUS KITS

The DV Pro Kits are the most versatile of the ViP System Plus Kits. They not only add more V & Pro lights, but also a Rifa eX 44 or Rifa eX 55 for beautiful soft light that sets up effortlessly in 60 seconds. We've also included lamps and an impressive collection of light control & mounting accessories to give you the creative tools you need. DV Pro Kits come with lamps.



DV Pro 44 Kit (DVC-94)

DV Pro 44 Kit (DVP-94)

- 2 Pro-lights (P2-10); 2 Pro-light 4-way barndoors (iP-20);
- 2 250w, 120v lamps (GCA); 2 V-lights (V1-10);
- 2 500w, 120v lamps (GDA); Rifa-lite 44 (LC-44); 250w, 120v lamp (GCA);
- Tota Frame (T1-20); Tota-brella (T1-25); Tota-brella (T1-26);
- 4 Uni Stands (UN-33); Uni TO Stand (UN-55); Assorted Gels (T1-78);
- Pro & i Gel Frame (iP-40); iP Assorted Gels (iP-78); Clear Glass (iP-49);
- iP-Swing in Diffuser (iP-50h); iP-Swing in Full Scrim (iP-54);
- iP-Swing in Half Scrim (iP-55); Flag Link (ViP-50);
- Flexi-shaft Pkg. (2) (T1-50); Tota-flag (T1-52); Tota-Flector (T1-54);
- Tota-tatch (T1-34); Tota-clamp (T1-30); Tota-mount (T1-32);
- Vipod with Stud-link (ViP-35S); Lobo (F1-30); Lobo Arm (F1-40);
- 2 ViP Lampak (ViP-61); 1 Tota/Omni Case (TO-84Z)

(Mfr # DVP-94 • B&H # LODVP94)1524.95

DVP-94LB

Same Kit as above but with LB-35 Soft Case

(Mfr # DVP-94LB • B&H # LODVP94LB)1519.95

DV Pro 55 Kit (DVP-95)

- 2 Pro-lights (P2-10); 2 Pro 4 way Barndoors (iP-20);
- 2 200w, 120v lamps (FVL); 2 V-lights (V1-10); 2 500w, 120v lamps (GDA);
- 1 Rifa eX 55 (LC-55EX); 1 500w, 120v lamp (EHC); 1 Tota Frame (T1-20);
- 1 Tota-brella (T1-25); 1 Tota-brella (T1-26); 4 Uni Stands (UN-33);
- 1 KS Jr. Stand (DT-33); 1 Assorted Gels (T1-78);
- 1 Pro & i Gel Frame (iP-40); 1 iP-Gels (iP-78); 1 Clear Glass (iP-49);
- 1 iP Swing-in Diffuser (iP-50h); 1 iP Swing-in Full Scrim (iP-54);
- 1 iP Swing-in Half Scrim (iP-55); 1 Flag Link (ViP-50);
- 1 Flexi-shaft Pkg. (2) (T1-50); 1 Tota-flag (T1-52); 1 Tota-Flector (T1-54);
- 1 Tota-tatch (T1-34); 1 Tota Clamp (T1-30); 1 Tota-mount (T1-32);
- 1 Lobo (F1-30); 1 Lobo Arm (F1-40); 2 ViP-Lampak (ViP-61);
- 1 DP/Rifa Lampak (D2-61); 1 Tota/Omni Case

(Mfr # DVP-95 • B&H # LODVP95)1699.95

DVP-95LB

Same Kit as above but with LB-35 Soft Case

(Mfr # DVP-95LB • B&H # LODVP95LB)1538.95



DV Pro 55 Kit (DVC-95)

DP KITS

The high output, variable focus, DP Light is available in a wide range of kit possibilities. There are 4 DP Kits with various combinations of DPs' and accessories, including lamps. 3 of them are housed with KS Stands in the rugged & spacious Multi Case, the 4th with KS Jr. Stands in the more compact DP3 Case. DP System Plus Kits feature the compact DP&T which combines the focusing ability of the DP with the wide angle throw of Tota-lights and added accessories, plus lamps. Or for a kit that adds the 60 second set-up & beautiful output of a Rifa eX softlight and an assortment of light control & mount accessories, move on up to the DP Super Remote Kit.

DP Light Kits

DP 3 Kit D2-93Z

3 DP Lights (D2-10);
3 120v 1000w lamps (FEL);
3 KS Stands (KS);
3 DP Barndoors (D2-20);
DP Lampak (D2-61); Multi Case (MCSEM)
(Mfr # D2-93Z • B&H # LOD293Z) **1259.95**

DP 4 Kit D2-94Z

4 DP Lights (D2-10);
4 1000w, 120v lamps (FEL);
4 KS Stands (KS);
4 DP Barndoors (D2-20);
DP Lampak (D2-61); Multi Case (MCSEM)
(Mfr # D2-94Z • B&H # LOD294Z) **1566.95**



Close Quarters Kit D2-97Z

(Mfr # D2-97Z • B&H # LOD297Z) **1724.95**



4 DP Lights (D2-10);
4 1000w, 120v lamps (FEL);
4 KS Stands (KS)
#3 Superspot Reflector (D2-17);
4 DP Barndoors (D2-20);
2 Full Scrims (D2-54);
Half Scrim (D2-55);
Graduated Scrim (D2-56);
2 DP Frames (D2-24);
DP Assorted Gels (D2-78);
Day Blue Gels (D2-70);
Large Space-clamp (SC-10);
DP Lampak (D2-61);
Multi Case (MCSEM)

DP3 Jr. Kit DPT-93Z

(Mfr # D2-93Z • B&H # LOD293Z) **1259.95**



3 DP Lights (D2-10);
3 DP Barndoors (D2-20);
3 1000w, 120v lamps (FEL);
3 KS Jr. Stands (DT-33);
2 DP-brella (D2-25);
Lobo (F1-30);
Tota Clamp (T1-30);
DP Diffused Glass (D2-50);
DP Full Scrim (D2-54);
DP Graduated Scrim (D2-56);
DP Frame (D2-24);
DP Assorted Gels (D2-78);
Large Space Clamp (SC-10);
DP Lampak (D2-61);
DP3 Case (DT-84M)

DP KITS

DP System Plus Kits

DP Super Remote Kit D2-96Z

(Mfr # D2-96Z • B&H # LOD296Z)

2044.95



2 DP Lights (D2-10);
2 DP Barndoors (D2-20);
2 1000w, 120v lamps (FEL);
Tota-light (T1-10); 750w, 120v lamp (EMD); Rifa eX 88 (LC-88EX); 1000w, 120v lamp (FEL);
#3 Superspot Reflector (D2-17);
Diffused Glass (D2-50);
Full Scrim (D2-54); Graduated Scrim (D2-56); 2 DP Brellas (D2-25);
DP Frame (D2-24);
DP Assorted Gels (D2-78);
Light-lector with Tilter (LFT);
Tota-flag (T1-52); Tota Frame (T1-20);
T/O Assorted Gels (T1-78);
2 Flexi-shafts (T1-50);
Tota Clamp (T1-30);
Large Space-clamp (SC-10);
KS Stand (KS); 3 KS Jr. Stands (DT-33);
DP/Rifa Lampak (D2-61);
Tota Lampak (T1-61);
Multi Case (MCSEM)



Mini-DP&T Kit DPT-90Z

DP Light (D2-10); DP Barndoors (D2-20);
1000w, 120v lamp (FEL); 2 Tota-lights (T1-10);
2 750w, 120v lamps (EMD); Tota Frame (T1-20);
2 Tota Shades (T1-21); Assorted Gels (T1-78);
Tota Clamp (T1-30); Tota-brella (T1-25);
DP Diffused Glass (D2-50); DP Frame (D2-24);
1 DP Assorted Gels (D2-78); Uni Sr. Stands (UN-66); 2 Uni TO Stands (UN-55);
DP/Tota Lampak (DT-61); 1 DP-Uni Case (DT-83)

(Mfr # DPT-90Z • B&H # LODPT90Z)1028.50



DP Core 95 Kit DPR-95Z

DP Light (D2-10); 1000w lamp (FEL); DP Barndoor (D2-20); Rifa eX 55 (LC-55EX); 500w, 120v lamp (EHC); Tota-light (T1-10); 3 KS Jr. Stands (DT-33); Tota Frame (T1-20); DP-brella (D2-25); Lobo (F1-30); Assorted Gels (T1-78); Tota Clamp (T1-30); DP Diffused Glass (D2-50); 2 Tota Shades (T1-21); DP Frame (D2-24); DP Assorted Gels (D2-78); DP/Tota Lampak (DT-61); DP Lampak (D2-61); DP 3 Case (DT-84M)

(Mfr # DPR-95Z • B&H # LODPR95Z)1409.95



DP Core 96 Kit DPR-96Z

DP Light (D2-10); DP Barndoor (D2-20); 1000w, lamp (FEL); Rifa eX 66 (LC-66EX); 750w, 120v lamp (EHF); Tota-light (T1-10); 750w, 120v lamp (EMD); 3 KS Jr. Stands (DT-33); Tota Frame (T1-20); DP-brella (D2-25); Lobo (F1-30); Assorted Gels (T1-78); Tota Clamp (T1-30); DP Diffused Glass (D2-50); 2 Tota Shades (T1-21); DP Frame (D2-24); DP Assorted Gels (D2-78); DP/Tota Lampak (DT-61); DP Lampak (D2-61); DP-3 Case (DT-84M)

(Mfr # DPR-96Z • B&H # LODPR96Z)1477.95



DP Core 98 Kit DPR-98Z

DP Light (D2-10); DP Barndoor (D2-20); 1000w, lamp (FEL); Rifa EX 88 (LC-88EX); 1000w, lamp (FEL); Tota-light (T1-10); 750w, lamp (EMD); 2 KS Jr. Stands (DT-33); KS Stand (KS); Tota Frame (T1-20); DP-brella (D2-25); Lobo (F1-30); Assorted Gels (T1-78); Tota Clamp (T1-30); DP Diffused Glass (D2-50); 2 Tota Shades (T1-21); DP Frame (D2-24); DP Assorted Gels (D2-78); DP/Tota Lampak (DT-61); DP Lampak (D2-61); Multi Case (MCSEM)

(Mfr # DPR-98Z • B&H # LODPR98Z)1634.95

CONSTELLATION3



Multi-lamp, Continuous Lighting Solution

Great lighting solution for videographers shooting with daylight color conditions, the Constellation3 is a multi-lamp, continuous lighting solution that accepts Photoflex's CoolStar CFL lamps (daylight-balanced), Starlite lamps (tungsten-balanced), or Bi-Pin Adapter for ceramic based, 2 pin G9.5 lamps. The Constellation3 features three lamps sockets each with an individual power switch. One power cord can supply power for two sockets; two power cords supply full power to all three sockets. This fixture includes an all-metal tilt swivel, two power cords, and rigid Transpac carry case. The fixture is fitted with a grounded 120v Edison plug. Plug adapters are available for 220-240 voltage. Lamps are not included.

- ◆ Separate power switch for each lamp socket enables dimming without color shift
- ◆ Holds up to three CoolStar CFL Lamps for daylight balanced lighting; holds up to three Starlite Lamps for 3000w tungsten balanced lighting.
- ◆ Fits all Photoflex (and other brands) of medium, large, and extra large soft boxes, excluding octagonals.
- ◆ Perfect solution for omni-directional lighting using the WhiteDome line of soft boxes
- ◆ Holds up to three Bi-Pin Adapters for 2 pin G9.5 lamps
- ◆ Secure, all metal Tilt Swivel mounting design
- ◆ Integrated connector ring for soft boxes
- ◆ Comes in its own rigid carry case

Constellation3 Light with Case (120-240v AC) (Mfr # FV-SLCNSTKT • B&H # PHC3).....309.50

Constellation3 Medium SilverDome Fluorescent Kit (120-240v AC): Includes 450 Fluorescent, 3K Total Tungsten Watts, 24x32" SilverDome, 120V Fluorescent, Tungsten Bulbs, 12-ft/ Light Stands, Cables, Tilt Bracket, Lamp, Head and Wheeled Kit Cases (Mfr # FV-SLCNSTMB • B&H # PHC3SDMK)**1079.95**

STARLITE QL

Compact and lightweight (2.7 lbs.)—perfect for location or studio work, the Starlite QL (Quick Lock) is a continuous light source that has been redesigned to make softbox construction and tear-down even faster and easier. It features a removeable handle that makes precise softbox positioning quick and easy, while the housing quickly dissipates heat, allowing set up and tear down within minutes after shooting — even if the light has been on for hours. The revolutionary design of the Starlite lamp features a double-envelope bulb for care-free handling when cool. The inner halogen lamp is protected by a shatter resistant Pyrex outer shell. The optional Starlite 4 Star Connector gives you the versatility of using up to four lights in one, allowing you to control the amount of light used without changing out heads.



- ◆ The Starlite 4 Star Connector holds up to 4 Starlight heads, giving you up to 4000 watts of power.
- ◆ The Starlight Connector can be used with any of Westcott's soft box sizes.
- ◆ The Starlight lamp is encased in a double envelope, allowing users to touch the lamp without causing damage and increasing the safety of the lamp.
- ◆ Included tilt swivel mount provides stability and quick precision.

Starlite QL Tungsten Light Fixture without Bulb (120-230V AC) (Mfr # FV-BSL3200 • B&H # PHSL).....Call

Starlite QL 1000W Tungsten Light Kit:

Consists of one Starlite QL Fixture, Large Silverdome, Speed Ring, 2 Bulbs, Light Stand (Mfr # FV-SL3648KIT • B&H # PHSLSDLK)**489.95**

Starlite QL Tungsten 4000W Tungsten Light Kit:

Consists of 4 Starlite QL Fixtures, 1 X-Large Silverdome, Bulbs, Boom Stand with Casters (B&H # PHLSDXL4K).....**1246.50**

SILVERDOME NXT



Hot Light Soft Box

A top seller for over 20 years, the SilverDome nxt offers versatility and ease-of-use with beautiful lighting results. Can be used with continuous lighting (Starlite). Switch between high-contrast and buttery-soft lighting in seconds. It has a highly reflective silver interior that ensures maximum light output from any light source. Photoflex's revolutionary Brimstone fabric makes the entire unit heat resistant and extremely durable. On the larger sizes, the unique internal baffle is the secret to eliminating extreme highlights and hot spots. Its claim to fame is producing even, natural lighting indoors or out.

- ◆ Works with continuous light sources (Starlite, hot lights, tungsten, HMI)
- ◆ Silver interior assures maximum light output
- ◆ Aluminum-tipped steel support rods
- ◆ High-heat resistant Brimstone™ Fabric can withstand up to 400° F without burning
- ◆ Suspension loops allow for suspension from the ceiling
- ◆ Velcro flaps can be opened or closed to prevent light spillage.
- ◆ Heat vents allow cool air to circulate.
- ◆ Grids and Dome Accessory Kit attach to the face to create different effects
- ◆ Carry bag included for easy storage and transport
- ◆ Light spread softens the light source and eliminates the hot spot
- ◆ Removable front face allows for high or low contrast lighting
- ◆ Internal baffle eliminates hot light spots and Quick Release Corners makes teardown a snap (not on X-Small or Small).

SilverDome NXT Softbox

X-Small - 12 x 16 x 9" (Mfr # FV-SD0XS • B&H # PHSDXS)Call	Large - 36 x 48 x 25" (Mfr # FV-SD3L • B&H # PHSDLZ)Call
Small - 16 x 22 x 13" (Mfr # FV-SD1S • B&H # PHSDS).....Call	X-Large - 54 x 72 x 32" (Mfr # FV-SD4XL • B&H # PHSDXL).....Call
Medium - 24 x 32 x 17" (Mfr # FV-SD2M • B&H # PHSDMZ)Call

MOVIEDOME Hot Light Soft Boxes

Designed for movie and video production, the MovieDome is made of Kilnstone fabric—the most heat-resistant on the market. Coupled with revolutionary vent flaps, it can easily handle lights up to 10,000 watts without burning. The silver interior combined with a removable internal baffle and diffusion face provides the brightest, most natural lighting a director could ask for on the set. Built with patented Quick Release Corners, the MovieDome sets up and tears down in seconds, satisfying the need for speed. The perfect choice on any set, the MovieDome works with PAR, Fresnel and open-faced lights used in movie and video production.



- ◆ Ideal for Fresnel, par, HMI, and open-faced lights, three sizes are available to accommodate any size job.
- ◆ The diffusion face and interior baffle are each easily removed, allowing you to go from soft, diffused lighting to high-contrast without changing your setup.
- ◆ QRC (Quick Release Corners) creates stronger corners and makes it easier to break down.
- ◆ Heat vents allow cool air to circulate.
- ◆ Velcro flaps can be opened or closed to prevent light spillage.
- ◆ Aluminum-tipped steel support rods offer strength and durability. (X-Large MovieDome has shock-corded, high-quality arrow shaft aluminum rods).
- ◆ Suspension loops allow for suspension from the ceiling.
- ◆ Carry bag included for easy storage and transport.
- ◆ They include rod extenders to accommodate heads from 5" to 16.5" in diameter

MovieDome

X-Small - 12x16x9" (Mfr # FV-SD0XS • B&H # PHSDXS)
Small - 16x22x13" (Mfr # FV-SD1S • B&H # PHSDS)
Medium - 24x32x17" (Mfr # FV-SD2M • B&H # PHSDMZ)
Large - 36x48x25" (Mfr # FV-SD3L • B&H # PHSDLZ)
X-Large - 54x72x32" (Mfr # FV-SD4XL • B&H # PHSDXL)

CINEDOME

Hot Light Soft Box

The shape of the CineDome makes it the perfect tool for interviews or music video. The CineDome has a narrower, deeper profile designed to maximize the light projection of fresnel lights. The diffusion face and interior baffle are each easily removed, allowing you to go from soft, diffused lighting to high-contrast without changing your setup. Works with optional Dome Accessory Kit and grids, giving you great control over light direction. The CineDome is vented on two sides to allow proper airflow and prevent overheating. Patented Quick Release Corners make setup and tear down a snap. CineDome will accommodate most major lighting fixtures using film/video connectors.

- ◆ Removable Face and Baffle allows you to adjust the natural, soft light to create just the right diffusion and contrast
- ◆ Proprietary heat resistant Brimstone™ fabric will withstand up to 2000 watts without burning
- ◆ QRC (Quick Release Corners) -creates stronger corners and makes it easier to break down
- ◆ Silver interior walls
- ◆ Suspension loops -suspends the light without boom or boom stand
- ◆ Vent flaps can be opened for cooling or closed to prevent light slippage
- ◆ Available in three sizes so you can choose the right sized soft box for the job
- ◆ Folds down into carry bag for easy transport



- ◆ Deep profile- designed to accommodate fresnel lights
- ◆ Aluminum-tipped steel support rods offer strength and durability

CineDome Softbox, Silver Interior - Small - 16x22" (Mfr # FV-CD1S • B&H # PHCDPS)**Call**

CineDome Softbox, Silver Interior - Medium - 24x32" (Mfr # FV-CD2M • B&H # PHCDPM)**Call**

CineDome Softbox, Silver Interior - Large - 36x48" (Mfr # FV-CD3L • B&H # PHCDPL)**Call**



WHITEDOME NXT Hot Light Soft Box

The unique, translucent design of the WhiteDome produces soft, nearly shadowless lighting. With its bright, diffused light, the WhiteDome is ideal for lighting videos, films, and large sets. WhiteDome comes with black side panels to prevent unwanted light spillage. Panels are made from Brimstone Fabric which is durable and heat-resistant. Ideal for the Starlite, the large WhiteDome handles lights up to 3000w. Medium handles up to 2000w, the small dome handles up to 1000w.

- ◆ Stitched white front and sides produces omnidirectional light output that is excellent for shooting interior environments.
- ◆ The inner baffle eliminates hot spots (not available in Small). The inner baffle is removable to accommodate lighting from high-contrast to very soft.
- ◆ Suspension loops to hang soft box from the ceiling, black outer panels allow quick conversion to standard style soft box
- ◆ Light spread softens the light source and eliminates the hot spot.
- ◆ Aluminum-tipped steel support rods offer strength and durability.
- ◆ Rear flaps can be opened for cooling of light or closed to prevent light spillage

WhiteDome with White Translucent Panels, Small - 16x22x13" (Mfr # FV-WD1S • B&H # PHWDS)**Call**

WhiteDome with White Translucent Panels, Med.- 24x32x17" (Mfr # FV-WD2M • B&H # PHWDM)**Call**

WhiteDome with White Translucent Panels, Large - 36x48x25" (Mfr # FV-WD3L • B&H # PHWDL)**Call**

Starlite QL Whitedome Tungsten Light Kit: Consists of 1 Starlite QL Fixture, Medium Whitedome, Bulb, Heavy Duty Stand - 1000 Total Watts (B&H # PHSLWDMK)**409.95**

Starlite QL Whitedome Tungsten Light Kit: Consists of 1 Starlite QL Fixture, Large Whitedome, Bulb, Heavy Duty Stand - 1000 Total Watts (Mfr # FVWDSLKIT1 • B&H # PHSLWDLK)**439.95**

PHOTOFLEX

OctoDome NXT



Hot Light Soft Box

The OctoDome is designed to be used with the Starlite, allowing videographers to take advantage of simply the most versatile and dependable lighting tool they'll ever use. Features patented Brimstone fabric for heat resistance, heavy duty construction for durability, inner baffle for eliminating hot spots, and a face diffuser for soft, even light output. Low profile saves studio space.

- ◆ The front diffusion face and inner baffle are removable to accommodate lighting from high-contrast to very soft.
- ◆ Aluminum-tipped steel support rods offer strength and durability.
- ◆ OctoDome's low profile saves studio space while producing wrap-around soft light.
- ◆ Extensive Quality Control process ensures a perfect product.
- ◆ Come with its own bag for easy transport and storage.

Photoflex installs grids to the front of the OctoDome in order to control the light on the background. The OctoDome has a wide light coverage angle, and the grids narrow that angle down, keeping the light on the subject, and not let it hit the background. Grids attach to the OctoDome with the sewn-on Velcro around the inner rim.

OctoDome Medium - 5-ft. (Mfr # FV-MOD5 • B&H # PHOD5Q).....Call

OctoDome Small - 3-ft. (Mfr # FV-MOD3 • B&H # PHOD3Q)Call

Starlite QL 1000W Medium Octodome Kit: Includes Starlite QL Fixture with Bulb, 5' OctoDome, Speed Ring, Light Stand (B&H # PHSLOMK)**529.50**

HALFDOME²

Hot Light Soft Box

The long, narrow shape of the HalfDome² allows it to be used as a hairlight for multiple subjects. When used as a fill light, there is no overspill onto the background. As a foreground light, its low profile makes it easy to shoot over. The face and internal baffle are easily removed, allowing it to go from soft diffusion to sharp contrast without changing your setup. Supplied Stripmask allows you to narrow the light even further for a fine hairlight.

- ◆ Narrow-faced soft box - narrow to fit into smaller sets
- ◆ Light Spread - softens the light source and eliminates the hot spot
- ◆ QRC (Quick Release Corners) - creates stronger corners and makes it easier to break down
- ◆ Suspension loops - suspends the light without Boom/Boom Stand
- ◆ Interior Walls - silver to work with the heat of hot lights and also with strobes
- ◆ Accommodates Grids- allowing you to keep light off the background and specifically on the area you want
- ◆ Heat Vents- Velcro flaps open to help keep box cooler
- ◆ Carry Bag included for easy storage and transport

HalfDome² Softbox - Silver Interior, Small - 9.5 x 35 x 17.5" (Mfr # FV-HDSS • B&H # PHHDSS)**149.95**

HalfDome² Softbox - Silver Interior, Medium- 15 x 55 x 23" (Mfr # FV-HDMS • B&H # PHHDMS)**238.95**

LITEPAD

Rosco LitePad HO is a slim profile light source that generates a soft even beam of light and almost no heat. Its small form factor and light weight make the Rosco LitePad HO perfect for use in many places where a larger, typical luminaire could not fit. Drawing just a few watts of power, LitePad is simple, fast and economical to use in film and television, theatre and live entertainment, and retail and event lighting. The HO stands for high output. High output LitePads put out 33 percent more light than LitePad DL.

For less demanding projects, LitePad DL (Daylight) consumes 25% less energy while still providing the soft even illumination that has made LitePad so popular among lighting professionals. LitePad DL was designed with event planners, theatrical lighting and architectural designers in mind, offering a more economical option for those applications where the increased brightness of LitePad HO is not necessary. Drawing only a few watts of power, LitePad DL is an eco-friendly alternative to conventional light sources.



LitePad HO LED Gaffers Kit -

(120VAC/12VDC) - Twelve high-output LED panels, DC operation possible, two each of: 3" circle, 3x6", 3x12", 6x6", 6x12", 12x12", Transformers, Splitter cables, 3 types of battery adapters, Eggcrates, Filter packs, Mounting brackets, Dimmer, Waterproof kit case.

(Mfr # 29024000GKIT • B&H # ROLPHOGK)**3373.95**

LitePad HO LED Six Panel Quick Kit -

(120VAC/12VDC) - Six high-output LED panels, DC operation possible, one each of: 3" circle, 3x6", 3x12", 6x6", 6x12", 12x12", Transformers, Splitter cables, Adapters, Mounting brackets, Dimmer, Waterproof kit case.

(Mfr # 29024000BKIT • B&H # ROLPHOBK)**2059.95**

LitePad HO with Transformer - 24x24" -

(120VAC) - High-output LED light panel.

(Mfr # 290224240120 • B&H # ROLPHO2424)**773.50**

LitePad HO with Transformer - 24x24" -

(240VAC) - High-output LED light panel.

(Mfr # 290224240240 • B&H # ROLPHO2424X)**773.50**

LitePad HO with Transformer - 12x12" -

(120VAC) - High-output LED light panel.

(Mfr # 290212120120 • B&H # ROLPHO1212)**514.50**

LitePad HO with Transformer - 12x12" -

(240VAC) - High-output LED light panel.

(Mfr # 290212120240 • B&H # ROLPHO1212X)**514.50**

LitePad HO with Transformer - 12" Circle -

(120VAC) - High-output LED light panel.

(Mfr # 290300120120 • B&H # ROLPHO12C)**491.95**

LitePad HO with Transformer - 12" Circle -

(240VAC) - High-output LED light panel.

(Mfr # 290300120240 • B&H # ROLPHO12CX)**491.95**

LitePad DL with Transformer - 12x12" -

(120VAC) - LED light panel.

(Mfr # 290112120120 • B&H # ROLPDL1212)**468.95**

LitePad DL with Transformer - 12x12" -

(240VAC) - LED light panel.

(Mfr # 290112120240 • B&H # ROLPDL1212X)**468.95**

LitePad HO with Transformer - 6x12" -

(120VAC) - High-output LED light panel.

(Mfr # 290206120120 • B&H # ROLPHO612)**373.95**

LitePad HO with Transformer - 6x12" -

(240VAC) - High-output LED light panel.

(Mfr # 290206120240 • B&H # ROLPHO612X)**373.95**

LitePad DL with Transformer - 6x12" -

(120VAC) - LED light panel.

(Mfr # 290106120120 • B&H # ROLPDL612)**304.50**

LitePad DL with Transformer - 6x12" -

(240VAC) - LED light panel.

(Mfr # 290106120240 • B&H # ROLPDL612X)**304.50**

Two Channel DMX Dimmer for LitePad

(Mfr # 290641000012 • B&H # RODDMXLP)**279.95**

LitePad HO with Transformer - 3x12" -

(120VAC) - High-output LED light panel.

(Mfr # 290203120120 • B&H # ROLPHO312)**186.50**

LitePad HO with Transformer - 3x12" -

(240VAC) - High-output LED light panel.

(Mfr # 290203120240 • B&H # ROLPHO312X)**186.50**

LitePad HO with Transformer - 6x6" -

(120VAC) - High-output LED light panel.

(Mfr # 290206060120 • B&H # ROLPHO66)**176.95**

LitePad HO with Transformer - 6x6" -

(240VAC) - High-output LED light panel.

(Mfr # 290206060240 • B&H # ROLPHO66X)**176.95**

Use Rosco LitePad for:

- ◆ Accent lighting on and built into scenery:
- ◆ Add light behind windows and doors with only 1" of space between framing and opening.
- ◆ Use LitePad as the source on the front of a TV or computer monitor, even for special effects like glowing props
- ◆ Backstage Lighting: Gently illuminate hazardous areas such as stairs and platform edges
- ◆ Orchestra lighting
- ◆ Supplementary Lighting kit for stage or set: Small soft sources provide additional light and can be mounted into virtually any nook on set.




1.75 hour ultra thin detachable battery for untethered wireless lighting

SPIDERLITE TD5

Strobe, fluorescent, tungsten halogen -- Spiderlite TD5 does it all! A revolutionary light source designed to offer the ultimate in flexibility and control, the Spiderlite TD5 can be used as a strobe to freeze action, with constant tungsten halogen to see lighting patterns immediately and with fluorescents to cool environmental temperature as well as offer true daylight balanced color.

- ◆ The Spiderlite TD5 allows you to run either five tungsten halogen lamps, five fluorescent lamps, or four studio strobes with a modeling lamp. Change your light source, light output, color temperature or environmental temperature instantly.
- ◆ Three separate controls on the back of the Spiderlite TD5 allows you to run 1-5 lamps. You can quickly change lighting ratio without changing color temperature.
- ◆ The Spiderlite TD5 was awarded the TUV-UL 1573 approval for safety and design. The unit is constructed of solid metal - no plastic to break. Rod points are built directly into the light head for attachment of a soft box eliminating the need for an adapter ring. The Spiderlite TD5 offers a reflective surface so any light falling back is again reflected forward for maximum output.
- ◆ The heavy-duty handle allows a soft box to be quickly and easily rotated from a vertical to a horizontal position. A Westcott Tilter Bracket is included for direct attachment of the Spiderlite TD5 onto a light stand. Unit comes standard with 15 ft. 120 or 220-volt power cord.



Westcott's daylight balanced 27-watt fluorescent lamps provide 5500° Kelvin of constant light. These lamps give you the natural look of window light or daylight 24 hours a day. When shooting in a tight space, these lamps generate little heat and are rated for over 8,000 hours of use.

27-watt Daylight Fluorescent Lamps for TD5 Spiderlite Fixture - Pack of 5 (120v AC) (Mfr # 4221 • B&H # WEST27DF5)**Call**

Westcott's 150-watt Tungsten Halogen Lamps provide 2800° Kelvin of constant light. These lamps provide maximum light output and allow you to see your lighting prior to image capture. Try the frosted lamps, which offer the same great output with a softer diffused light. All lamps are rated for up to 2000 hours of use. Lamps are double glassed for extra protection. (Mfr# 4826 • B&H# WEST150H5)**Call**

Kits Without Bulbs

Small Kit: Includes Spiderlite TD5, tilter bracket, 16x22" soft box, 10-ft. heavy duty light stand (Mfr# 4821 • B&H# WESTD5SK)**Call**

Medium Kit: Includes Spiderlite TD5, tilter bracket, 24x32" soft box, 10-ft. heavy duty light stand (Mfr# 4822 • B&H# WESTD5SK)**Call**

Large Kit: Includes Spiderlite TD5, tilter bracket, 36x48" soft box, 13-ft. light stand (Mfr# 4823 • B&H# WESTD5MK)**Call**

Location Kit: Includes two (2) Spiderlite TD5's, two (2) tilter brackets, 16x22" soft box, 24x32" soft box, two 10-ft. light stands, location carry case. (Mfr# 4824 • B&H# WESTD5LKQ).....**Call**



Kits With Bulbs

XS Daylight Kit: Includes Spiderlite TD5, tilter bracket, 12x16" soft box, 5-pack fluorescent lamps, 8-ft. light stand, compact carry case. (Mfr# 4880 • B&H# WESLTD5XSK)**597.95**

SM Daylight Kit: Includes Spiderlite TD5, tilter bracket, 16x22" soft box, 5-pack fluorescent lamps, 10-ft. light stand, location carry case. (Mfr# 4881 • B&H# WESLTD5SCK)**Call**

MD Daylight Kit: Includes Spiderlite TD5, tilter bracket, 24x32" soft box, 5-pack fluorescent lamps, 10-ft. light stand, location carry case. (Mfr# 4882 • B&H# WESLTD5MCK).....**612.95**

Pro Kit: Includes Spiderlite TD5, tilter brackets, 45" round halos, 5-pack fluorescent lamps, 10-ft. light stand (Mfr# 4851 • B&H# WEPK)**Call**

Pro Kit Deluxe: Includes two (2) Spiderlite TD5's, two (2) tilter brackets, two (2) 45" round halos, two 5-pack fluorescent lamps, two 10-ft. light stands, location carry case. (Mfr# 4852 • B&H# WEPKD)**Call**

FV2K Soft Box



The FV2K Soft Box can accommodate up to 2.5K lights. Both adapter rings and rods for the FV2K Soft Box are colored gold to quickly differentiate them from the silver ring and rods from Westcott's 500 and 1000-watt boxes. The color-coding feature will provide grips, gaffers and lighting support staff with quick identification convenience for rapid set up when both styles of boxes are in use on the same set. Includes soft box shell, removable inner baffle, removable outer diffusion panel, four sprung steel rods and carry cases.

24 x 32" FV2K Soft Box with Silver Interior (Mfr # 3656 • B&H # WESBFV2K2)CALL

36 x 48" FV2K Soft Box with Silver Interior (Mfr # 3657 • B&H # WESBFV2K3)CALL

54 x 72" FV2K Soft Box with Silver Interior (Mfr # 3658 • B&H # WESBFV2K4)CALL

40° Egg Crate Grid for the FV2K Soft Box

Grids are essential accessories for any lighting system. A grid alters the shape and intensity of the light output from your softbox when it is mounted on a light head. Consider a grid as a painter would a brush, or a sculptor would a knife, or chisel. Use of an "egg crate" will result in a narrower spread of light. The spread of light will be determined by the density of the grid and the distance of the light from the subject.

Medium Egg Crate Grid (Mfr # 3460 • B&H # WEECB2Q): For 24 x 32" with carrying caseCALL

Large Egg Crate Grid (Mfr # 3461): For 36 x 48" with carrying caseCALL



Stripbank

The Stripbank is constructed of top quality fabrics. Its slim profile requires minimal setup room. Each unit comes standard with an outer removable diffusion panel and 2 inner baffles that create two distinct lighting patterns. The solid white baffle offers a hot spot or specular highlights in the center. The baffle, consisting of the silver circular center, evens the light to less than 1/2 F-stop light loss from center to edge. Includes soft box shell, two removable inner baffles, removable outer diffusion panel, four steel rods and carrying case.

12 x 36" Strip Bank (Mfr # 3666 • B&H # WESB1236)CALL

12 x 50" Strip Bank (Mfr # 3667 • B&H # WESB1250)CALL

40° Egg Crate Grid with case for the 12 x 36" Strip Bank (Mfr # 2469 • B&H # WEECSB1236)CALL

40° Egg Crate Grid with case for the 12 x 50" Strip Bank (Mfr # 2470 • B&H # WEECSB1250)CALL

Octabank

Westcott's 5' or 7' Octabank offers a large circular light source that is only 26" deep and weighs less than 5 pounds. The Octabank is constructed of high quality flameproof fabrics. The custom designed internal baffle offers 2 layers of diffusion for a very even light spread of less than 1/2 f-stop light loss from center to edge. Each Octabank includes a Grip Adapter and Tilter Bracket. This allows for direct attachment of an adapter ring and Octabank onto a light stand. As a result, your lighting fixture will no longer need to support the weight of the Octabank and its accessories. Each Octabank includes inner baffle, outer diffusion panel, grip adapter and tilter bracket. Speed ring is required.

5' Octabank (Mfr # 3662 • B&H # WEOBQ)CALL **7' Octabank** (Mfr # 3661 • B&H # WEOB)CALL



SOFT BOX

Whether shooting for film, video, or photo, Westcott's Soft Box is the perfect solution for obtaining soft, diffused lighting. The box comes standard with two (tent style) heat vents allowing quick and easy ventilation under extreme heat without losing light. All except the 12 x 16" (up to 500 watts) can withstand heat up to 1000 watts. Their rigid body construction and color-tested removable diffusion panel and inner baffle provide the ultimate in flexibility and control. Rods are constructed from a high carbon stainless steel—no fiberglass to break. Double layer of Velcro in rod pocket corners provides extra strength against rods protruding forward.

The rounded fitted collar is made of heat resistant material and minimizes light loss.

Silver interior ensures maximum light output. White interior offers natural, soft lighting.

Boxes include soft box shell, removable inner baffle, removable outer diffusion panel, four (4) steel rods and carry case.

Adapter rings not included.



Westcott Soft Boxes

12 x 16" Silver Soft Box (Mfr # 4805 • B&H # WE1216SISB).....	118.95	24 x 32" Silver Soft Box (Mfr # 4831 • B&H # WE2432SISB).....	175.00
16 x 22" White Soft Box (Mfr # 4834 • B&H # WE1622WISB).....	144.10	36 x 48" White Soft Box (Mfr # 4836 • B&H # WE3648WISB).....	236.80
16 x 22" Silver Soft Box (Mfr # 4830 • B&H # WE1622SISB).....	144.10	36 x 48" Silver Soft Box (Mfr # 4832 • B&H # WE3648SISB).....	236.80
24 x 32" White Soft Box (Mfr # 4835 • B&H # WE2432WISB).....	175.00	54 x 72" Silver Soft Box (Mfr # 4833 • B&H # WE5472SISB).....	381.00

1/4 Stop Grid Cloth

1/4 Stop Grid Cloth provides less softening for a greater punch of light, and 1/4 the light loss than a full standard diffusion cloth. It fastens to the front of the softbox via hook and loop tape.



1/2 Stop Grid Cloth

1/2 Stop Grid Cloth provides less softening for a greater punch of light, and 1/2 the light loss than a standard full diffusion cloth. It fastens to the front of the softbox via hook and look tape.



For 12 x 16" (Mfr # 2485 • B&H # WEGC.25S1216).....	12.95	For 12 x 16" (Mfr # 2480 • B&H # WEGC.5S1216).....	12.95
For 16 x 22" (Mfr # 2486 • B&H # WEGC.25S1622).....	16.95	For 16 x 22" (Mfr # 2481 • B&H # WEGC.5S1622).....	16.95
For 24 x 32" (Mfr # 2487 • B&H # WEGC.25S2432).....	24.95	For 24 x 32" (Mfr # 2482 • B&H # WEGC.5S2432).....	24.95
For 36 x 48" (Mfr # 2488 • B&H # WEGC.25S3648).....	44.95	For 36 x 48" (Mfr # 2483 • B&H # WEGC.5S3648).....	44.95
For 54 x 72" (Mfr # 2489 • B&H # WEGC.25S5472).....	78.95	For 54 x 72" (Mfr # 2484 • B&H # WEGC.5S5472).....	78.95



40° Egg Crate Grid


Ideal for keeping light onto your subject and off of your background, the egg-crate grid produces a broad, shielded and more directional light source. Grids are essential accessories for any lighting system. A grid alters the shape and intensity of the light output from your softbox when it is mounted on a light head. Use of a fabric grid, or "egg crate" will result in a narrower spread of light. The spread of light will be determined by the density of the honeycomb mesh, and the distance of the subject from the light. When mounted on a softbox, this egg crate will limit the spread of light to 40° from the face of the softbox.

For 12x16", with carrying case (Mfr # 2460 • B&H # WEECB1).....	134.60
For 16x22", with carrying case (Mfr # 2461 • B&H # WEECB2).....	183.95
For 24x32", with carrying case (Mfr # 2462 • B&H # WEECB3).....	275.85

POKERLITE

Lantern Softbox

Perfect for filming interviews (or poker games), the Pokerlite offers 360° of perfectly diffused wrap-around lighting for an interview or table setting. Built on umbrella frame and requiring no adapter ring, easy opening and closing means quick set-up and tear down. For the ultimate in flexibility and control, it comes standard with a two-piece removable black skirt as well as three densities of bottom diffusion: Full Stop, 3/4 Stop and 1/2 Stop.



PokerLite Lantern Softbox (Mfr # 7051 • B&H # WEPLQ)208.95
PokerLite Kit: Consists of Pokerlite Lantern Softbox, Spiderlite with Tilter Bracket, 1000-Watt Bulb (Mfr # 7054 • B&H # WEPLK)409.50



APOLLO

28" and 50" Recessed Front Apollo

Built on an umbrella frame, the 28" and 50" recessed front Apollo do not require any adapter ring. Easy opening and closing means quick set-up and tear down. The unique rectangular shape of the Apollo allows you to scrim or control the light more readily, and allows for 104° of light spread. Recessed front gives directional control and allows for easy feathering of the light. Silver interior provides maximum light output.

28 x 28" Apollo Softbox with Recessed Front (Mfr # 2334 • B&H # WEAR28)131.50
50 x 50" Apollo Softbox with Recessed Front (Mfr # 2348 • B&H # WEAJ5)252.50

Scott Kelby Studio Kit

This kit consists of two Westcott TD5 Spiderlite fixtures, a 24 x 32" and 36 x 48" silver-lined softbox, and two heavy duty light stands (10' and 13'). In addition, it includes a 5 x 6' double-sided (black/white), collapsible muslin background.


Each Westcott Spiderlite TD5 light fixture accepts tungsten (3200° K), fluorescent (5000° K) bulbs, or screw-in AC strobes. Three separate controls allow running of multiple combinations of bulbs together with no color shift. Each has all-metal construction with built in points for direct attachment of a softbox — no adapter ring is necessary. (The kit doesn't include any bulbs).

Scott Kelby Studio Kit (B&H# WESKSK)1098.95



FAST FLAGS

Westcott's Fast Flags can be used to protect the camera lens from flare or to control spill light from other sources. They are constructed using collapsible and durable carbon steel frames and have arms that swing out to 90° angles and lock into place. Fabric covers are easily interchangeable. Available in two sizes or in kits—perfect for travel—offering portability and durability in one system.



18 x 24 Components

18 x 24" Collapsible Frame (Mfr # 1935 • B&H # WESF1824)	30.90
18 x 24" Single Net Black: Used to cut down background light (Mfr # 1921 • B&H # WES1824SNB)	28.85
18 x 24" Double Net Black: Used to cut down background light (Mfr # 1922 • B&H # WES1824DNB)	40.15
18 x 24" 1/4 Stop China Silk/Chiffon: Ideal for diffusing light (Mfr # 1931 • B&H # WES18241SS)	24.70
18 x 24" Artificial Silk: Diffuses light by approx. 1 full stop (Mfr # 1932 • B&H # WES18242SS)	24.70
18 x 24" Black Block: The black block completely blocks light (Mfr # 1934 • B&H # WES1824BB)	27.80

24 x 36 Components

24 x 36" Collapsible Frame (Mfr # 1955 • B&H # WESF2436)	33.00
24 x 36" Single Net Black: Used to cut down background light (Mfr # 1941 • B&H # WES2436SNB)	44.30
24 x 36" Double Net Black: Used to cut down background light (Mfr # 1942 • B&H # WES2436DNB)	59.75
24 x 36" 1/4 Stop China Silk/Chiffon: Ideal for diffusing light (Mfr # 1951 • B&H # WES24361SS)	38.10
24 x 36" Artificial Silk: Diffuses light by approx. 1 full stop (Mfr # 1952 • B&H # WES24362SS)	38.10
24 x 36" Black Block: The black block completely blocks light (Mfr # 1954 • B&H # WES2436BB)	39.15

Fast Flag Kits




18x24 Fast Flags Kit: Includes two (2) frames, four (4) fabrics (single net, double net, artificial silk, black block) and a storage bag. Perfect for travel, the Kit measures 32.5 x 12 x 1" (Mfr # 1937 • B&H # WESK1824Q)	166.75
18x24 Fast Flags Plus Kit: Includes five (5) frames, five (5) fabrics (single net, double net, artificial silk, 1/4 Stop China Silk, black block), two (2) Dots, two (2) Fingers and a storage bag. Perfect for travel, the Kit measures 44 x 12 x 1.75" (Mfr # 1936 • B&H # WESK1824)	361.45
24 x 36" Fast Flags Kit: Includes two (2) frames, four (4) fabrics (single net, double net, artificial silk, black block) and a storage bag. Perfect for travel, the Kit measures 32.5 x 12 x 1" (Mfr # 1957 • B&H # WESK2436Q)	213.10
24 x 36" Fast Flags Plus Kit: Includes five (5) frames, five (5) fabrics (single net, double net, artificial silk, 1/4 Stop China Silk, black block), two (2) Dots, two (2) Fingers and a storage bag. Perfect for travel, the Kit measures 44 x 12 x 1.75" (Mfr # 1956 • B&H # WESK2436)	435.60

DOTS and FINGERS

Dots and Fingers: Dots and Fingers are constructed using spring steel frames with a mounting pin and are designed to fit into a grip head or flex arms. Dots and Fingers are most commonly used for manipulating or controlling light in small areas.

6" Single Net Dot (Mfr # 1960 • B&H # WESND6)	18.45
6" Solid Dot (Mfr # 1961 • B&H # WESD6)	18.50
4 x 14" Single Net Finger (Mfr # 1962 • B&H # WESNF414)	18.50
4 x 14" Solid Finger (Mfr # 1963 • B&H # WESF414)	18.50



SCRIM JIM

Scrim Jim is a strong, collapsible diffusion and reflection system offering the ultimate in flexibility and control. Frames are made of lightweight aircraft aluminum. Modular construction allows you to create four easy-to-handle frame sizes that are all collapsible to 42" in length. Fabrics are of the highest quality and have hook and loop tape sewn around the perimeter for an even, taut, and secure fit to the frame, to withstand strong winds. Westcott also offers a variety of expandable kits to accommodate different size frames along with a wide choice of different nets and silks. This makes it a breeze to maintain a quality production look when lighting subjects in studio or on location.



Scrim Jim Standard Kit:

This kit offers both a diffusion and reflection fabric for a fraction of the cost from buying the pieces individually. The 3/4 Stop Diffusion panel diffuses the light placed onto your subject providing for a more pleasing effect. Silver/White reflective fabric reflects the light to fill in shadows. Complete with the air-craft aluminum frame and carry case, this complete system is rugged yet lightweight for travel.

42 x 42" Standard Kit (Mfr # 1891 • B&H # WESJSK)	202.60	72 x 72" Standard Kit (Mfr # 1895 • B&H # WESJLK)	393.85
42 x 72" Standard Kit (Mfr # 1893 • B&H # WESJMK)	272.40	96 x 96" Standard Kit (Mfr # 1819 • B&H # WESJXLK)	562.10



Scrim Jim Video Broadcast Kit:

The video broadcast kit contains a frame, 3/4 stop diffusion fabric, single black net and carry case. Use the black net to create neutral densities for rear lit shots. The 3/4 stop diffusion fabric allows you to diffuse the light placed onto your subject resulting in a more pleasing effect.

72 x 72" Broadcast Kit (Mfr # 1824 • B&H # WELVBLK)	499.95	96 x 96" Broadcast Kit (Mfr # 1823 • B&H # WEXLVLK)	639.95
---	---------------	---	---------------



Scrim Jim Video Deluxe Broadcast Kit:

The video broadcast deluxe kit contains a frame, 3/4 stop diffusion fabric, single black net, 2 grip heads, 2 Scrim Jim Clamps and carry case. Use the black net to create neutral densities for rear lit shots. The 3/4 stop diffusion fabric allows you to diffuse the light placed onto your subject resulting in a more pleasing effect. The included clamps and grip heads provide all the mounting you need for a standard light stand set up.

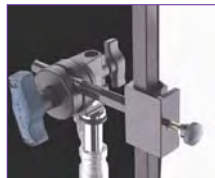
72 x 72" Deluxe Broadcast Kit (Mfr # 1822 • B&H # WELVBLDK)	586.00	96 x 96" Deluxe Broadcast Kit (Mfr # 1821 • B&H # WEXLVLDK)	759.80
---	---------------	---	---------------

Accessories for Scrim Jim Frame/Panel Reflector

Scrim Jim Universal Clamp with 5/8" Stud:

Allows for attachment into a grip head allowing 360° rotation.

(Mfr # 1880 • B&H # WESJC)**59.50**



Grip Head: This grip head adds versatility to any Century stand. In addition to supporting a light head, it adds tilt, accepts umbrellas, boom arms, flags, and gobos

(Mfr # 1881 • B&H # WESJGH)**37.10**

Scrim Jim Kit Bag: Allows you to transport up to 2 frames and multiple fabrics. (Mfr # 1888 • B&H # WECSJQ)**42.25**

Scrim Jim Frames

Small 42 x 42" Scrim Jim Frame
(Mfr # 1890 • B&H # WEFSJSQ)**75.40**

Medium 42 x 72" Scrim Jim Frame
(Mfr # 1892 • B&H # WEFSJM)**111.50**


Large 72 x 72" Scrim Jim Frame
(Mfr # 1894 • B&H # WEFSJL)**177.90**

X-Large 96 x 96" Scrim Jim Frame
(Mfr # 1898 • B&H # WEFSJXL)**318.15**

30" Extensions—Pair
(Mfr # 1896 • B&H # WEFSJ)**67.50**



SCRIM JIM FABRICS



Diffusive Fabrics

Each Scrim Jim fabric quickly and easily velcros onto the Scrim Jim frame.

1/4 Stop China Silk

1/4 Stop China Silk is the lightest of Westcott's diffusion fabrics and offers a slight diffusing effect.

Small 42 x 42" (Mfr # 1848 • B&H # WEFSJ.25SSCS)	52.90
Medium 42 x 72" (Mfr # 1849 • B&H # WEFSJ.25SMCS)	68.70
Large 72 x 72" (Mfr # 1850 • B&H # WEFSJ.25SLCS).....	117.00
X-Large 96 x 96" (Mfr # 1809 • B&H # WEFSJ.25SXCS)	185.15

3/4 Stop Fabric

3/4 Stop Fabric is Westcott's most popular diffusion and diffuses the light approximately by 3/4 stops.

Small 42 x 42" (Mfr # 1857 • B&H # WEFSJ.75SS)	46.15
Medium 42 x 72" (Mfr # 1858 • B&H # WEFSJ.75SM)	61.90
Large 72 x 72" (Mfr # 1859 • B&H # WEFSJ.75SL)	82.20
X-Large 96 x 96" (Mfr # 1810 • B&H # WEFSJ.75SXL)	137.80

Full Stop Fabric

Full Stop fabric diffuses the light approximately by one full stop.

Small 42 x 42" (Mfr # 1860 • B&H # WEFSJ.FSS)	46.15
Medium 42 x 72" (Mfr # 1861 • B&H # WEFSJ.FSM)	61.90
Large 72 x 72" (Mfr # 1862 • B&H # WEFSJ.FSL)	82.20
X-Large 96 x 96" (Mfr # 1811 • B&H # WEFSJ.FSXL)	137.80

1-1/4 Stop Fabric

1-1/4 Stop fabric diffuses the light approximately by 1 and 1/4 stop. Perfect when working with direct overhead sunlight.

Small 42 x 42" (Mfr # 1863 • B&H # WEFSJ.1.25SS)	50.65
Medium 42 x 72" (Mfr # 1864 • B&H # WEFSJ.1.25SM)	66.90
Large 72 x 72" (Mfr # 1865 • B&H # WEFSJ.1.25SL)	99.10
X-Large 96 x 96" (Mfr # 1812 • B&H # WEFSJ.1.25SXL)	162.60

Nets

Black Net

Black Net creates neutral densities for rear lit shots. Place it behind your subject to cut light and it will become invisible to the camera. Use Double Black Net to cut light by almost 1-1/2 stops.

Small 42 x 42" (Mfr # 1854 • B&H # WEFSJ.75SSBN)	61.90
Medium 42 x 72" (Mfr # 1855 • B&H # WEFSJ.75SMBN)	85.60
Large 72 x 72" (Mfr # 1856 • B&H # WEFSJ.75SLBN)	144.10
X-Large 96 x 96" (Mfr # 1813 • B&H # WEFSJ.75SXBN)	232.25

Double Black Net

Black Net creates neutral densities for rear lit shots. Place it behind your subject to cut light and it will become invisible to the camera. Use Double Black Net to cut light by almost 1-1/2 stops.

Small 42 x 42" (Mfr # 1845 • B&H # WEFSJ.DBNS)	82.15
Medium 42 x 72" (Mfr # 1846 • B&H # WEFSJ.DBNM)	105.80
Large 72 x 72" (Mfr # 1847 • B&H # WEFSJ.DBNL)	162.10
X-Large 96 x 96" (Mfr # 1814 • B&H # WEFSJ.DBNXL)	257.10

1/2 Stop White Net

White net creates neutral densities for rear lit shots.

Small 42 x 42" (Mfr # 1851 • B&H # WEFSJ.5SSWN).....	52.90
Medium 42 x 72" (Mfr # 1852 • B&H # WEFSJ.5SMWN).....	67.50
Large 72 x 72" (Mfr # 1853 • B&H # WEFSJ.5SLWN).....	113.70

Reflective Fabrics

Sunlight/Silver Fabric

Use the sunlight surface to fill in shadows while providing a slight warming effect. Silver produces spectral highlights and cool tones.

Small 42 x 42" (Mfr # 1866 • B&H # WEFSJ.SSS)	73.20
Medium 42 x 72" (Mfr # 1867 • B&H # WEFSJ.SMS).....	105.80
Large 72 x 72" (Mfr # 1868 • B&H # WEFSJ.SLS)	152.00

Silver/White Fabric

Use the silver surface to produce spectral highlights and cool tones. Silver allows the light to bounce from a distance and fill in shadows. White offers a very natural reflection without modifying color.

Small 42 x 42" (Mfr # 1869 • B&H # WEFSJ.SSW)	61.90
Medium 42 x 72" (Mfr # 1870 • B&H # WEFSJ.SMSW)	84.50
Large 72 x 72" (Mfr # 1871 • B&H # WEFSJ.SLSW)	129.45
X-Large 96 x 96" (Mfr # 1815 • B&H # WEFSJ.SLSW).....	212.05

Gold/White Fabric

The gold surface fills in shadows while adding warm tones to your subject. White offers a natural reflection without modifying color.

Small 42 x 42" (Mfr # 1872 • B&H # WEFSJ.SGW)	61.90
Medium 42 x 72" (Mfr # 1873 • B&H # WEFSJ.SMGW)	84.50
Large 72 x 72" (Mfr # 1874 • B&H # WEFSJ.SLGW)	129.45

Flat Black Fabric

Use the black block to subtract light or completing block light.

Small 42 x 42" (Mfr # 1875 • B&H # WEFSJ.SFB)	73.15
Medium 42 x 72" (Mfr # 1876 • B&H # WEFSJ.SMFB)	102.45
Large 72 x 72" (Mfr # 1877 • B&H # WEFSJ.SLFB)	129.45
X-Large 96 x 96" (Mfr # 1879 • B&H # WEFSJ.SXLF)	164.50